

**Committee for Risk Assessment (RAC)**  
**Committee for Socio-economic Analysis (SEAC)**

**Annex to the Background Document**

to the Opinion on the Annex XV dossier proposing restrictions on  
Octamethylcyclotetrasiloxane (D4)  
Decamethylcyclopentasiloxane (D5)  
Dodecamethylcyclohexasiloxane (D6)

ECHA/RAC/[Opinion No ECHA/RAC/RES-O-0000006700-80-01/F]  
ECHA/SEAC/[Opinion No (reference code to be added after the adoption of the SEAC  
opinion)]

EC Numbers	CAS Numbers
209-136-7	556-67-2
208-764-9	541-02-6
208-762-8	540-97-6

**Draft**

**Revision n. 1**

**5 December 2019**



ANNEX TO BACKGROUND DOCUMENT TO RAC AND SEAC OPINIONS ON  
D4, D5 and D6

## TABLE OF CONTENTS

<b>Annex A: Manufacture and uses .....</b>	<b>1</b>
A.1. Uses of D4, D5 and D6 and silicones in cosmetic products .....	1
A.1.1. A historical perspective .....	1
A.1.2. Presence of D4, D5 and D6 in cosmetics.....	2
<b>Annex B: Information on hazard and risk .....</b>	<b>6</b>
B.1. Identity of the substance(s) and physical and chemical properties .....	6
B.1.1. Name and other identifiers of D4, D5 and D6 in cosmetics.....	6
B.2. Manufacture and uses .....	6
B.3. Classification and labelling .....	7
B.4. Environmental fate properties and behaviour .....	7
B.4.1. Environmental fate modelling.....	7
B.5. Human health hazard assessment.....	12
B.6. Human health hazard assessment of physicochemical properties .....	12
B.7. Environmental hazard assessment .....	12
B.8. PBT and vPvB assessment .....	12
B.9. Exposure assessment.....	12
B.9.1. General discussion on releases and exposure .....	12
B.9.2. General assumptions for the release calculations .....	13
B.9.3. Overall environmental exposure assessment.....	20
B.10. Risk characterisation .....	29
<b>Annex C: Impact Assessment .....</b>	<b>30</b>
C.1. Risk Management Options .....	30
C.1.1. Discarded restriction options.....	30
C.1.2. Other Union-wide risk management options than restriction .....	32
C.2. Alternatives .....	36
C.2.1. Evidence available .....	36
C.2.2. Analysis of alternatives in cosmetics .....	37
C.2.3. Conclusions .....	58
Appendix C.1. Differentiation between uses at industrial sites and uses by professional workers .....	60
<b>Annex D: Assumptions, uncertainties and sensitivities.....</b>	<b>63</b>
D.1. Exposure assessment: sensitivity analysis .....	63
D.1.1. Effect of WWTP connection rate.....	63
D.1.2. Effect of WWTP efficiency .....	63
D.1.3. Effect of the proportion of discarded packaging containing remaining D4, D5 and D6.....	65
D.2. Socio-economic analysis: sensitivity analysis .....	66
D.2.1. Effect of different transitional periods .....	66

ANNEX TO BACKGROUND DOCUMENT TO RAC AND SEAC OPINIONS ON  
D4, D5 and D6

D.2.2. Effect of assuming voluntary substitution of D4, D5 and D6 by the cosmetics industry .....	68
D.2.3. Effect of different prices of alternative raw materials .....	69
D.2.4. Effect of using different assumptions regarding what proportion of formulations containing D4, D5 and D6 would be reformulated.....	71
D.2.5. Effect of assuming different proportions of formulations containing D4, D5 and D6 belong to large companies and SMEs .....	72
D.2.6. Effect of assuming different costs per reformulation.....	72
<b>Annex E: Stakeholder information .....</b>	<b>73</b>
E.1. ECHA calls for evidence .....	73
E.2. Market study .....	74
E.3. Consultation of Member State Competent Authorities .....	74
<b>REFERENCES.....</b>	<b>79</b>

## TABLE OF TABLES

Table 1: Proportion of products containing D4 or D5 or D6 in cosmetics .....	2
Table 2: Summary of D4, D5 and D6 emissions used as model inputs .....	8
Table 3: Key physico-chemical and other fate input .....	8
Table 4: Regional compartmental distribution of D4, D5 and D6 predicted by SimpleBox 4.01 .....	9
Table 5: D4, D5 and D6 steady-state undegraded stock predictions for the regional environment .....	10
Table 6: D4, D5 and D6 steady-state undegraded stock predictions for the continental environment, assuming emissions to the regional-scale only .....	11
Table 7: Regional and continental undegraded stock of D4, D5 and D6 under steady state .....	11
Table 8: Predicted and measured concentrations in air and fresh water .....	12
Table 9: Exposure scenarios of interest for the proposed restriction .....	14
Table 10: Overview of annual EU tonnage splits between uses .....	15
Table 11: Consumer habits for the removal of leave-on cosmetics .....	17
Table 12: Assumptions on the disposal of packaging .....	18
Table 13: RAC D4, D5 release factors for cosmetics end-uses .....	18
Table 14: Typical release factor for municipal solid waste .....	19
Table 15: Release factors applied to municipal solid waste.....	19
Table 16: WWTP efficiency.....	19
Table 17: Leave-on cosmetics that are then removed with a wipe or cotton pad and disposed of in a bin.....	22
Table 18: Leave-on cosmetics that are then washed-off or removed with a wipe or cotton pad and disposed in the toilet .....	22
Table 19: Wash-off cosmetic products.....	22
Table 20: Total emissions (including disposal behaviour) .....	23
Table 21: Leave-on pharmaceuticals and medical devices.....	24
Table 22: Wash-off pharmaceuticals and medical devices .....	24
Table 23: Total emissions (including disposal behaviour) .....	24
Table 24: Down the drain products .....	26
Table 25: Waxes and polishes .....	26
Table 26: Total emissions (including disposal behaviours).....	26

ANNEX TO BACKGROUND DOCUMENT TO RAC AND SEAC OPINIONS ON  
D4, D5 and D6

Table 27: Dry cleaning .....	26
Table 28: Cleaning of art and antiques .....	27
Table 29: Formulation of cosmetics.....	27
Table 30: Formulation of detergent, household care and vehicle maintenance products....	28
Table 31: Formulation of pharmaceuticals and medical devices .....	28
Table 32: Impurities in silicone polymers used in cosmetics .....	28
Table 33: Impurity in other silicone polymers.....	29
Table 34: Possible other Union-wide options discarded (other than restriction).....	32
Table 35: Overview of potential alternatives in cosmetics .....	38
Table 36: Characteristics helping in differentiating between industrial sites and professional activities outside industrial sites and relation with the life cycle stages .....	60
Table 37: Illustration of life cycle versus operational health and safety management systems .....	62
Table 38: Sensitivity analysis - effect of the WWTP connection rate .....	63
Table 39: Sensitivity analysis - comparison between SimpleTreat v3.1 and v4.0.....	64
Table 40: Sensitivity analysis- effect of the WWTP efficiency .....	64
Table 41: Replies received to the calls for evidence .....	73

## TABLE OF FIGURES

Figure 1: History of silicone uses in cosmetics .....	1
Figure 2: Proportion of products containing D4 or D5 or D6 per product category (blue portion of the bar) .....	4
Figure 3: Composition of rinse-off cosmetics containing cyclosiloxanes (percent).....	5
Figure 4: Composition of leave-on cosmetics containing cyclosiloxanes (percent) .....	5
Figure 5: Conceptual release pathways for cosmetics .....	22
Figure 6: Conceptual release pathways for pharmaceuticals and medical devices.....	24
Figure 7: Conceptual release pathways for detergent, household care and vehicle maintenance products .....	25
Figure 8: Sensitivity analysis – effect of the proportion going down the drain without being used .....	65
Figure 9: Sensitivity of the 20-year NPB of the cost of the restriction to the transitional period chosen .....	67
Figure 10: Change in total additional cost of raw material and total costs of the restrictions due to changes in the price premium commanded by alternative raw materials.....	70
Figure 11: Support document used for the PBT expert group consultation (4 pages) .....	75

## Annex A: Manufacture and uses

### A.1. Uses of D4, D5 and D6 and silicones in cosmetic products

#### A.1.1. A historical perspective

Cyclosiloxanes (D4, D5 and D6), linear siloxanes, organo-functional polydimethylsiloxanes (PDMS), silicone elastomer dispersions and resins are widely used in cosmetics formulation. All these substances are often referred to as silicones.

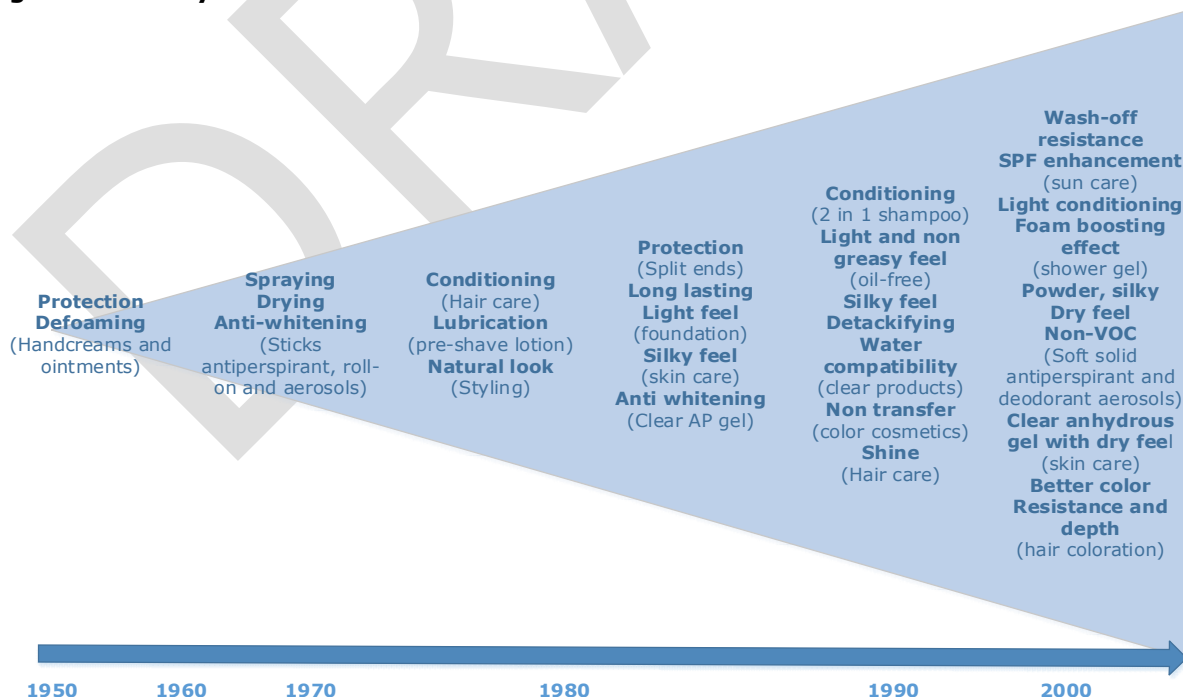
The first use of silicones in cosmetics dates from the late 1940s when the American company Revlon launched 'Silicare skin lotion', a formulation containing dimethicone, which, according to the company, was providing a 'protective, breathable barrier on the skin and was reducing the whitening or "soaping" effect typically encountered during rub-in of the lotion' (Gruber James V., 1999).

It was in 1973 that the first deodorant stick product containing cyclomethicones was launched, and in 1978 'Dry Idea' launched in the US a faster drying roll-on, containing 75% cyclomethicone, which was also reported to feel drier during application (Gruber James V., 1999). Following this product introduction, cyclomethicones became the major component in most non-aerosol antiperspirant and deodorant formulations.

Since then the use of silicones in cosmetics has continued to increase. Figure 1 depicts in a simplified manner the history of D4, D5, D6 and silicones uses in cosmetics.

Today, silicones (including D4, D5 and D6) are used in many cosmetics products placed on the market. PDMS are the most frequent silicone used.

**Figure 1: History of silicone uses in cosmetics**



Source: *Silicones in personal care application* (Andriot et al., 2007)

## A.1.2. Presence of D4, D5 and D6 in cosmetics

**Table 1: Proportion of products containing D4 or D5 or D6 in cosmetics**

<b>Cosmetic</b>	<b>Cosmetic type</b>	<b>Product category</b>	<b>Proportion containing D4 or D5 or D6 [%]</b>
Serum/oil	Leave-on	Skin care	60%
Foundation/BB Cream	Leave-on	Make-up and lipsticks	43%
Concealer	Leave-on	Make-up and lipsticks	35%
Treatments	Leave-on	Skin care	34%
Lip liner, pen	Leave-on	Make-up and lipsticks	31%
Eyebrow pen/gel/powder	Leave-on	Make-up and lipsticks	29%
Deodorant	Leave-on	Deodorants and antiperspirants	25%
Body butter	Leave-on	Skin care	21%
After sun moisturiser	Leave-on	Sun/self tanning	21%
Anti-age cream	Leave-on	Skin care	19%
Styling cream	Leave-on	Hair styling ('LEAVE-ON') and other	19%
Eyeliner liquid/gel	Leave-on	Make-up and lipsticks	18%
Sunscreen	Leave-on	Sun/self tanning	18%
Self-tanner	Leave-on	Sun/self tanning	18%
Highlighter	Leave-on	Make-up and lipsticks	17%
Serums and treatments	Leave-on	Skin care	17%
Moisturisers/Face cream	Leave-on	Skin care	16%
Foot lotion	Leave-on	Skin care	16%
After sun	Leave-on	Sun/self-tanning	16%
Eye moisturiser	Leave-on	Skin care	16%
Anti-cellulite	Leave-on	Skin care	16%
Make up remover	Rinse-off	Rinse-off	15%
Facial moisturizers	Leave-on	Skin care	14%
Conditioner	Rinse-off	Rinse-off	13%
Body lotion	Leave-on	Skin care	12%
Creams and lotions	Leave-on	Skin care	12%
Body lotion/Balm/Cream/Gel	Leave-on	Skin care	12%
After shave	Leave-on	Skin care	11%
Eyeliner, pen	Leave-on	Make-up and lipsticks	11%
Hair spray	Leave-on	Hair styling ('LEAVE-ON') and other	11%
Foot cream	Leave-on	Skin care	10%
Eye gel	Leave-on	Skin care	10%
Eye shadow	Leave-on	Make-up and lipsticks	10%
After sun gel	Leave-on	Sun/self-tanning	9%
Other nail or cuticle products	Leave-on	Nail polish/remover	8%
Masks	Leave-on	Skin care	7%

ANNEX TO BACKGROUND DOCUMENT TO RAC AND SEAC OPINIONS ON  
D4, D5 and D6

<b>Cosmetic</b>	<b>Cosmetic type</b>	<b>Product category</b>	<b>Proportion containing D4 or D5 or D6 [%]</b>
Blush/Bronzer/Contour	Leave-on	Make-up and lipsticks	6%
Thickening product	Leave-on	Hair styling ('LEAVE-ON') and other	6%
Facial care	Leave-on	Skin care	6%
Body oil	Leave-on	Skin care	6%
Lipstick	Leave-on	Make-up and lipsticks	6%
Mascara	Leave-on	Make-up and lipsticks	6%
Dry shampoo	Leave-on	Hair styling ('LEAVE-ON') and other	5%
Self-tanner face	Leave-on	Sun/self-tanning	5%
Lip gloss	Leave-on	Make-up and lipsticks	4%
Hair gel	Leave-on	Hair styling ('LEAVE-ON') and other	4%
Hair wax	Leave-on	Hair styling ('LEAVE-ON') and other	4%
Holding or styling foam or mousse	Leave-on	Hair styling ('LEAVE-ON') and other	4%
Pressed powder	Leave-on	Make-up and lipsticks	4%
Hair styling	Leave-on	Hair styling ('LEAVE-ON') and other	3%
Powder	Leave-on	Make-up and lipsticks	3%
Hair color	Rinse-off	Rinse-off	3%
Wipes	Leave-on	Skin care	3%
Cream	Leave-on	Skin care	3%
Cleansers	Rinse-off	Rinse-off	3%
Intimate care	Rinse-off	Rinse-off	3%
Foot wash/bath	Rinse-off	Rinse-off	3%
Scalp Care	Leave-on	Hair styling ('LEAVE-ON') and other	3%
Hair removal	Rinse-off	Rinse-off	2%
Other baby products	Leave-on	Hair styling ('LEAVE-ON') and other	2%
Massage oil	Leave-on	Skin care	2%
Exfoliators/Body scrub	Rinse-off	Rinse-off	2%
Loose powder	Leave-on	Make-up and lipsticks	2%
Exfoliators	Rinse-off	Rinse-off	2%
Antiseptic	Leave-on	Skin care	2%
Lotion	Leave-on	Skin care	2%
Toners and mists	Leave-on	Skin care	2%
Shaving foam	Rinse-off	Rinse-off	1%
Foot scrubs	Rinse-off	Rinse-off	1%
Lip balm	Leave-on	Make-up and lipsticks	1%
Shampoo	Rinse-off	Rinse-off	1%
Hand sanitizer	Leave-on	Skin care	1%
Baby Oil	Leave-on	Skin care	1%
Perfume/Parfum/Eau de Parfum	Leave-on	Deodorants and antiperspirants	1%
Cleansers/Scrubs	Rinse-off	Rinse-off	1%

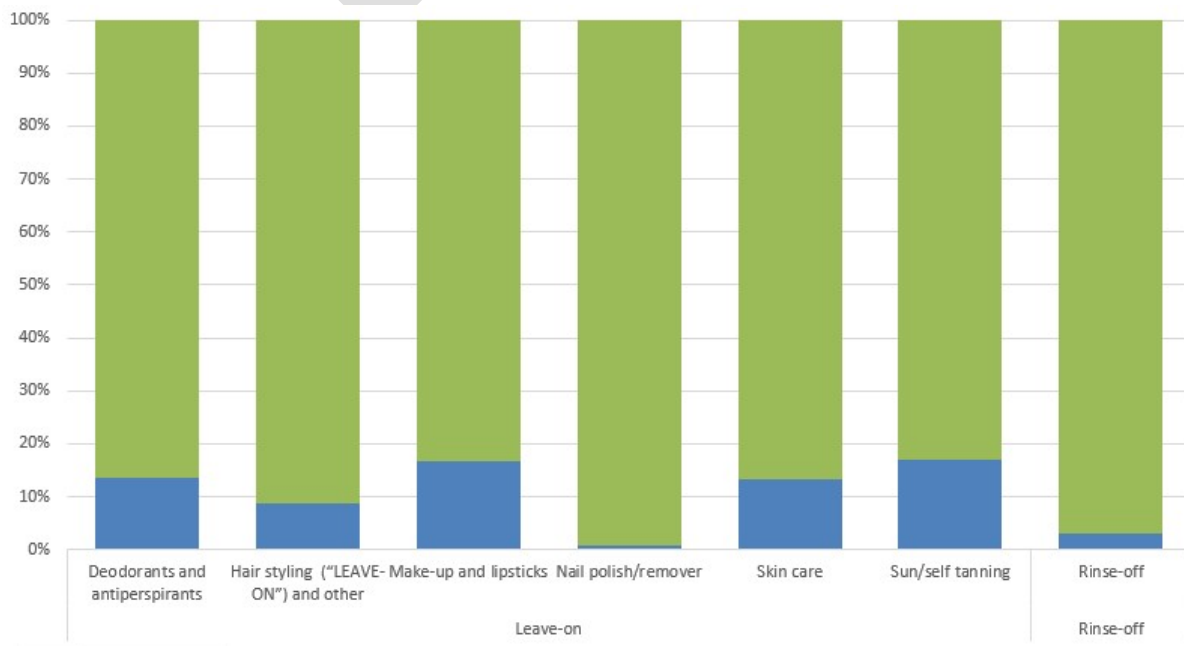


ANNEX TO BACKGROUND DOCUMENT TO RAC AND SEAC OPINIONS ON  
D4, D5 and D6

Cosmetic	Cosmetic type	Product category	Proportion containing D4 or D5 or D6 [%]
Shaving gel	Rinse-off	Rinse-off	0%
Soaps	Rinse-off	Rinse-off	0%
Body wash	Rinse-off	Rinse-off	0%
Hand wash	Rinse-off	Rinse-off	0%
Nail polish	Leave-on	Nail polish/remover	0%
Baby wash	Rinse-off	Rinse-off	0%
Bath foam/oil/salt/	Rinse-off	Rinse-off	0%
Butter	Leave-on	Skin care	0%
Diaper Ointment	Leave-on	Skin care	0%
Eau de Parfum	Leave-on	Deodorants and antiperspirants	0%
Eau de Toilette	Leave-on	Deodorants and antiperspirants	0%
Hands and Nails	Leave-on	Skin care	0%
Mouthwash	Rinse-off	Rinse-off	0%
Nail polish remover	Leave-on	Nail polish/remover	0%
Shower gel	Rinse-off	Rinse-off	0%
Soap	Rinse-off	Rinse-off	0%
Tinted lip balm	Leave-on	Make-up and lipsticks	0%
Toothpaste	Rinse-off	Rinse-off	0%
			<b>11%</b>

Source: ECHA market survey (CosmEthics, 2018)

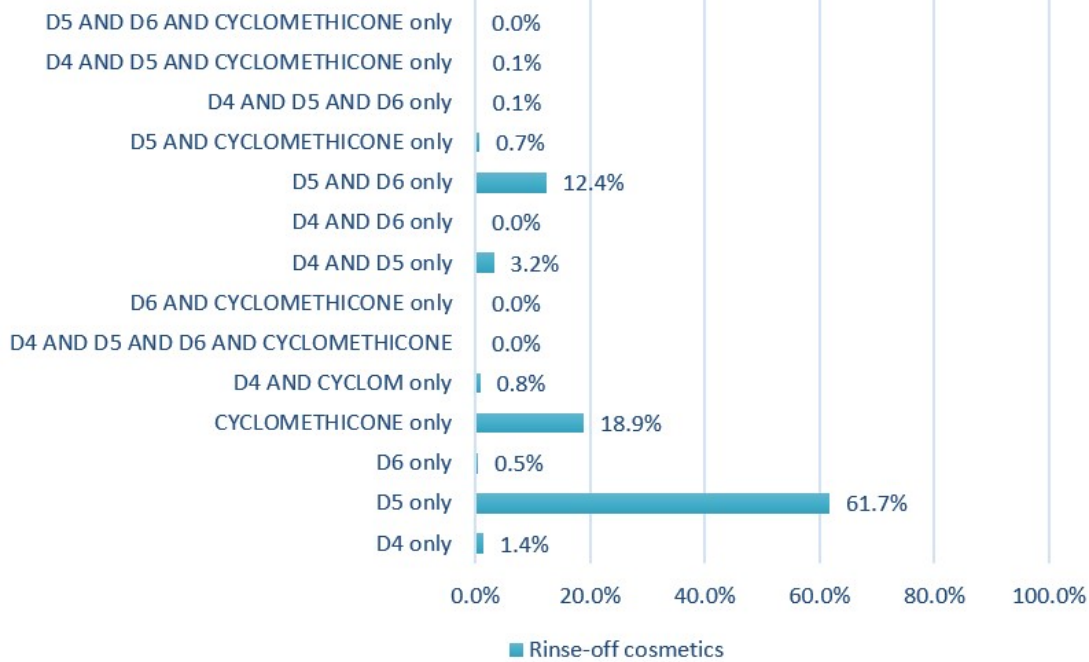
**Figure 2: Proportion of products containing D4 or D5 or D6 per product category (blue portion of the bar)**



Source: ECHA market survey (CosmEthics, 2018)

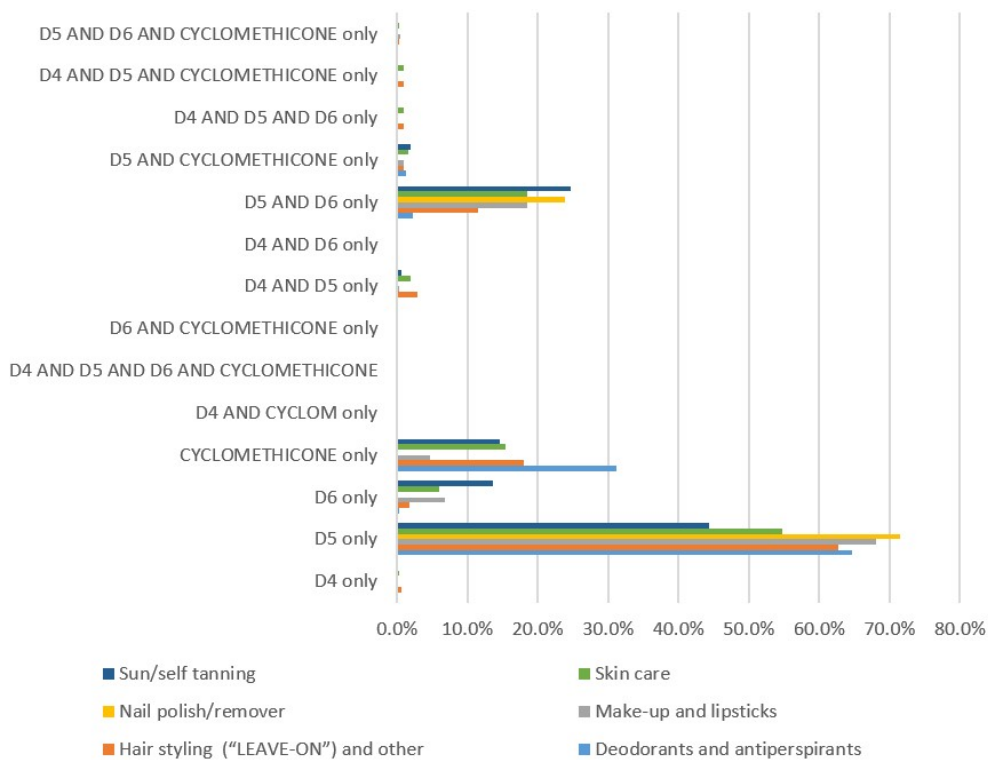
ANNEX TO BACKGROUND DOCUMENT TO RAC AND SEAC OPINIONS ON  
D4, D5 and D6

**Figure 3: Composition of rinse-off cosmetics containing cyclosiloxanes (percent)**



Source: ECHA market survey (CosmEthics, 2018)

**Figure 4: Composition of leave-on cosmetics containing cyclosiloxanes (percent)**  
Leave-on cosmetics



Source: ECHA market survey (CosmEthics, 2018)

## **Annex B: Information on hazard and risk**

### **B.1. Identity of the substance(s) and physical and chemical properties**

#### **B.1.1. Name and other identifiers of D4, D5 and D6 in cosmetics**

Ingredients<sup>1</sup> in cosmetic products are identified using 'INCI names' (International Nomenclature Cosmetic Ingredient). INCI names are systematic names that are internationally recognised to identify cosmetic ingredients. They are developed by the International Nomenclature Committee (INC) and published in the International Cosmetic Ingredient Dictionary and Handbook.

D4, D5 and D6 are identified with the following INCI names:

- cyclotetrasiloxane for D4
- cyclopentasiloxane for D5
- cyclohexasiloxane for D6
- cyclomethicone for a blend of D4, D5 and D6

Cyclomethicone (CAS: 69430-24-6) is further described in the European COSING database (COSING) as 'a mixture of low molecular weight volatile cyclic siloxanes, the principal ingredients of which are octamethylcyclotetrasiloxane (D4), decamethylcyclopentasiloxane (D5) and dodecamethylcyclohexasiloxane (D6), in varying proportions'.

According to the registrants, and Cosmetics Europe, D4 is not used by the European cosmetics industry. Nevertheless, market surveys performed by the Dossier Submitter have demonstrated the presence of both D4 and cyclomethicone on the labelling of cosmetics placed on the market in Europe. When cyclomethicone is indicated on the label, it remains unclear what are the components of this mixture, and it is not possible to conclude if D4 is or is not part of the blend.

It should also be noted that in other context than INCI nomenclature, 'cyclomethicone' is a generic term that might be used for describing various cyclic dimethyl polysiloxane compounds such as D4, D5, D6 but also compounds having different cyclic dimensions, i.e. compounds of the general formula  $(\text{CH}_3)_2\text{nOnSin}$  where  $n = 3-7$ . This term has been used also for describing various combinations of D4, D5 and/or D6.

### **B.2. Manufacture and uses**

Described in the Background Document.

---

<sup>1</sup> 'Ingredient' means any substance or mixture intentionally used in the cosmetic product during the process of manufacturing. The following shall not, however, be regarded as ingredients: (i) impurities in the raw materials used; and (ii) subsidiary technical materials used in the mixture but not present in the final product.

## **B.3. Classification and labelling**

Described in the Background Document.

## **B.4. Environmental fate properties and behaviour**

### **B.4.1. Environmental fate modelling**

#### **B.4.1.1. Purpose of the environmental fate modelling**

The purpose of the environmental fate modelling is to explore the fate of D4, D5 and D6 in a modelled environment. The aim is solely to provide an indicative, order of magnitude, assessment of the quantity of D4, D5 and D6 that would remain 'unreacted' in the environment after release (to air and water) assuming steady state conditions and relevant fate and degradation processes. Level III (Mackay-type) models, such as the SimpleBox model described below, are routinely used for this purpose. The environmental fate modelling has not been used to precisely calculate deposition fluxes or the concentrations of D4, D5 and D6 in specific media.

#### **B.4.1.2. Summary**

The following section will detail the key assumptions and input parameters used in the multi-media modelling of the fate and environmental distribution (*'environmental stock modelling'*) of D4, D5 and D6. The modelling was undertaken to support the Annex XV restriction report. A summary of the results of the modelling are reported.

#### **B.4.1.3. Key assumptions and fate input parameters**

A spreadsheet format of the multimedia fate model SimpleBox, version 4.01 (Hollander et al., 2016) was used, due to its simplicity, transparency and reproducibility; as well as its previous use in different European regulatory contexts. The SimpleBox regional environment was used as the primary model environment, with the scenario name (referring to the compartmental dimensions and set-up) selected as 'EUSES settings' and the case name (referring to the number of compartments) being 'default' (Hollander et al., 2016).

Environmental emissions have been estimated based on the use of D4, D5 and D6 in various applications, e.g. cleaning, polishing, detergents, leave-on cosmetics and other products, as well as due to their presence as impurities in different cosmetics, other product types and mixtures. The emission estimation, including lower and upper emission ranges, has been described elsewhere in the Background Document (cf. section B.9).

The middle range of these estimates were used as inputs to the air and fresh water model compartments (cf. Table 2). Regional emissions were assumed to be one tenth (10%) of the total continental emission burden. Two scenarios were, subsequently, tested for each of the three substances, namely one scenario assuming emissions to both air and freshwater and one assuming emissions to freshwater only. In this way, the influence of the atmospheric input to the fate, distribution and overall residence time of D4, D5 and D6 could be investigated.

ANNEX TO BACKGROUND DOCUMENT TO RAC AND SEAC OPINIONS ON  
D4, D5 and D6

**Table 2: Summary of D4, D5 and D6 emissions used as model inputs**

Chemical	D4	D5	D6
Continental environmental emissions (tpa)	522	15 369	2 353
% of total emissions to air	96%	99%	98.0%
% of total emissions to freshwater	4%	1%	2.0%
% regional emission of total	10%	10%	10%
Regional emissions to air (tpa)	50.1	1 521.5	230.6
Regional emissions to freshwater (tpa)	2.1	15.4	4.7

Physical-chemical and other fate properties: Table 3 summarises the key physical-chemical and fate inputs to the model, with most of these parameters extracted from the three Substance of Very High Concern (SHVC) Dossiers submitted to ECHA during 2017 and 2018 (ECHA, 2018a).

Regarding solids partitioning, the use of experimentally-derived carbon-water partition coefficient ( $K_{oc}$ ) values was favoured over estimated values for octanol-water partition coefficients ( $K_{ow}$ ), by use of the Karickhoff equation (Mackay, D, 2001).

Regarding degradation via reactions with  $OH^-$  radicals, rates corresponding to atmospheric half-lives of 8-11 days have been used obtained from either the ECHA dissemination site (ECHA, 2018b) or the SHVC identification dossiers (ECHA, 2018a). The degradation rates were updated by the Dossier Submitter during the opinion-development phase following information received during the consultation (#2196) indicating that the degradation rates reported in the Annex XV report were most probably overestimated.

**Table 3: Key physico-chemical and other fate input**

	D4	D5	D6
Molecular weight (g/mol)	297	371	445
Melting point (°C)	18	-38	-3
Vapour pressure (Pa)	132	33.2	4.7
Water solubility (mg/L)	0.056	0.017	0.0051
Log $K_{oc}$	4.22	5.17	5.9
Degradation rate in air ( $s^{-1}$ )	5.05E-07	7.75E-07	9.00E-07

No other input parameters were required. The default SimpleBox settings were used (e.g. default degradation rates for water and sediment used in SimpleBox (in  $s^{-1}$ ): 5.3E-10 (water) and 5.0E-09 (sediment)).

The physical chemical properties summarised in Table 3 are the most commonly found values for these parameters in the scientific literature. Use of these values does not represent an official position or acknowledgement of the validity of these values by the European Chemicals Agency.

#### **B.4.1.4. Model simulations – compartmental distribution in the regional environment**

Table 4 summarises the predicted environmental distribution of D4, D5 and D6 in the principal model compartments for the regional environment derived from the two different emission scenarios (emissions to air and freshwater [a+w] and emissions to freshwater water only [w]).

**Table 4: Regional compartmental distribution of D4, D5 and D6 predicted by SimpleBox 4.01**

<b>Chemical</b>	<b>D4_a+w</b>	<b>D4_w</b>	<b>D5_a+w</b>	<b>D5_w</b>	<b>D6_a+w</b>	<b>D6_w</b>
% Air	28.9%	1.4%	20.7%	0.2%	3.8%	0.1%
% Freshwater	14.4%	20.0%	2.7%	3.4%	1.0%	1.1%
% Freshwater sediment	53.5%	74.3%	73.2%	92.2%	90.5%	94.0%
% Rest	3.2%	4.3%	3.4%	4.2%	4.7%	4.8%

As can be seen from Table 4, a higher atmospheric percentage is derived for D4, reflecting its slower atmospheric degradation compared to D5 and D6. This percentage in air is as high as 28.9% for D4, falling to 3.8% for D6, when assuming emissions to both air and freshwater. The respective percentage in air drops markedly in simulations where atmospheric emissions are not considered.

Regarding freshwater, the compartmental distribution is decreasing from D4 to D6, reflecting the higher sorption capacity and, thus, shifting of partitioning to freshwater sediments. As expected, considering emissions only to water increases the relative chemical stock to this compartment, especially for D4. Again, the increase in freshwater distribution for D5 and D6 is counteracted by the increased solids partitioning and fast chemical transfer to sediments.

#### **B.4.1.5. Model simulations – ‘undegraded’ chemical stock in regional and continental environment**

Table 5 summarises the estimated regional compartmental chemical stock, assuming state-state conditions, after all loss processes are considered (advection, reactions, deposition processes, etc.). For D4, approximately 77 kg are predicted to reside in the model atmospheric compartment at any given time, corresponding to 0.15% of the total amount emitted to air.

The corresponding atmospheric stocks for D5 and D6 are simulated to be 2.2 tonnes and 340 kg, respectively. It can, thus, be inferred that, though small compared to the total amount released, traces of these chemicals, especially, D5 will be present in the regional atmosphere.

ANNEX TO BACKGROUND DOCUMENT TO RAC AND SEAC OPINIONS ON  
D4, D5 and D6

**Table 5: D4, D5 and D6 steady-state undegraded stock predictions for the regional environment**

	<b>D4</b>	<b>D5</b>	<b>D6</b>
Emission to air (tpa)	50.1	1 521.5	230.6
Emission to freshwater (tpa)	2.1	15.4	4.7
Atmospheric 'stock' (t)	0.077	2.2	0.34
Stock in air as % of total emitted in air	0.15%	0.14%	0.15%
Freshwater 'stock' (t)	0.038	0.290	0.090
Aquatic 'stock' (t) (freshwater+freshwater sediment)	0.18	8.19	8.09
Stock in freshwater aquatic compartment as % of total emitted to freshwater	8.48%	53.18%	172.13%
<b>Regional 'stock' (t)</b>	<b>0.27</b>	<b>11</b>	<b>8.8</b>
Remaining in regional environment of total emitted	0.52%	0.72%	3.74%
Remaining in regional environment relative to all other environments	3.68%	9.99%	30.90%

Regarding freshwater only, the respective stocks at steady-state are much smaller (38-290 kg), accounting for approximately 1.9% of the amounts directly emitted to freshwater. It should be noted that the amount predicted to reside in freshwater (regional scale) is likely to also be influenced to some extent by deposition inputs from the atmospheric compartment.

Two additional parameters were modelled, namely the total chemical stock at any given time as a percentage of the total amount emitted in the regional environment (0.5-3.7%), as well as the percentage chemical residing in the regional environment as opposed to the respective amount that is advective transported to the other SimpleBox 4.01 environments (continental, moderate, arctic, etc.). This percentage is 3.7% -30.9%, with D6 showing the highest 'affinity' for the regional environment.

As can be seen by these estimations, the fact that only a small percentage of the initially emitted chemical resides in the air and freshwater regional compartments may be outweighed by the much higher chemical presence in the other model environments. Thus, an additional scenario was tested, namely the respective 'stocks' and compartmental distributions for the continental scale, assuming only emissions in the regional scale. It is acknowledged that this assumption introduces differences to the compartmental distribution and concentrations (especially of the freshwater continental compartment) if continental emissions were also introduced. Table 6 summarises the key findings.

ANNEX TO BACKGROUND DOCUMENT TO RAC AND SEAC OPINIONS ON  
D4, D5 and D6

**Table 6: D4, D5 and D6 steady-state undegraded stock predictions for the continental environment, assuming emissions to the regional-scale only**

<b>Chemical</b>	<b>D4</b>	<b>D5</b>	<b>D6</b>
Emission to air (tpa)	50.1	1 521.5	230.6
Emission to freshwater (tpa)	2.1	15.4	4.7
Atmospheric 'stock' (t)	0.88	22	3.2
Stock in air as % of total emitted to air	1.76%	1.45%	1.39%
Freshwater 'stock' (t)	<0.01	<0.01	<0.01
Aquatic 'stock' (t) (freshwater+freshwater sediment)	<0.01	<0.01	<0.01
Stock in freshwater aquatic compartment as % of total emitted in water	<0.01%	<0.01%	<0.01%
<b>Continental 'stock' (t)</b>	<b>1.1</b>	<b>25</b>	<b>4.6</b>
Remaining in continental of total emitted	2.11%	1.63%	1.95%
Remaining in continental over all other environments	14.94%	22.75%	16.34%

As expected, the residing atmospheric stock, both as an amount and as a percentage, is increased when the continental scale is considered. For example, from 0.14-0.15% of the amount emitted to 1.39-1.76%. The respective overall amount remaining in the continental scale has also increased for D4 and D5. For the same substances, the greater importance of the continental environment as a 'sink' was also highlighted by the model calculations.

It is also possible to estimate the total 'undegraded' stock residing in the regional and continental scales after regional releases (Table 7). The percent of regional release contributing to undegraded stock is applied to total annual release to estimate the annual releases that remain in the environment after fate and degradation processes. This is used in the the cost-effectiveness calculations presented in the Background Document.

**Table 7: Regional and continental undegraded stock of D4, D5 and D6 under steady state**

<b>Chemical</b>	<b>D4</b>	<b>D5</b>	<b>D6</b>
Regional release (tpa)	52.2	1 536.9	235.3
Regional stock (t)	0.27	11	8.8
Continental stock (t)	1.1	25	4.6
Total stock (t)	1.37	36	13.4
Percent of regional release contributing to total stock (%)	<b>2.6%</b>	<b>2.3%</b>	<b>5.7%</b>

#### **B.4.1.6. Model simulations – chemical concentrations**

Despite the fact that the model was not parameterised with the objective of predicting environmental concentrations, an additional investigation involving the comparison of predicted regional concentrations for air and freshwater with limited existing monitoring data (from the D4 REACH Registration dossier) was undertaken. By doing so, the appropriateness of the selected model parameters, key assumptions made and the order of magnitude of the emission calculations can be tested (Table 8). Modelled concentrations are comparable to those reported for ambient freshwater, whilst air concentrations may be somewhat under-predicted by the model.



**Table 8: Predicted and measured concentrations in air and fresh water**

Chemical	D4	D5	D6
Predicted regional concentration in air (ng/m <sup>3</sup> )	1.9	55.0	8.3
Measured regional concentration in air (ng/m <sup>3</sup> )	10-100	20-200	
Predicted regional concentration in fresh water (ng/L)	10.6	80.9	25.0
Measured regional concentration in water (ng/L)	<30	<10; 59	

## B.5. Human health hazard assessment

Not relevant

## B.6. Human health hazard assessment of physicochemical properties

Not relevant

## B.7. Environmental hazard assessment

Not relevant – cf next section on PBT vPvB assessment

## B.8. PBT and vPvB assessment

D4 has been identified as a PBT/vPvB substance (ECHA MSC, 2018d). D5 and D6 have been identified as vPvB substances, but were also considered to be PBT substances where the concentration of D4 (as a constituent) exceeded a concentration limit of 0.1 % w/w (ECHA MSC, 2018e; ECHA MSC, 2018f).

Further details as the basis for these conclusions are available in the corresponding decisions of the ECHA MSC and support documents available on the ECHA website. Readers are referred directly to these documents for additional information:

- For D4: <https://echa.europa.eu/documents/10162/680ea46d-b626-1606-814e-62f843fe2750>
- For D5: <https://echa.europa.eu/documents/10162/1b116de3-d5f9-40a2-d681-2e00d3953a7b>
- For D6: <https://echa.europa.eu/documents/10162/81c323a0-f0ce-8375-5091-b08d44f35553>

## B.9. Exposure assessment

### B.9.1. General discussion on releases and exposure

#### B.9.1.1. Summary of the existing legal requirements

D4 and D5 are restricted under REACH Annex XVII entry 70 (REACH, 2018) with the following conditions:

- D4 and D5 Shall not be placed on the market in wash-off cosmetic products in a concentration equal to or greater than 0,1 % by weight of either substance, after 31 January 2020

- For the purposes of this entry, 'wash-off cosmetic products' means cosmetic products as defined in Article 2(1)(a) of Regulation (EC) No 1223/2009 that, under normal conditions of use, are washed off with water after application.

### **B.9.1.2. Summary of the effectiveness of the implemented operational conditions and risk management measures**

Due to the intrinsic properties of D4, D5, and D6 (e.g. evaporation) and the way the mixtures containing D4, D5 and D6 are used (e.g. wide dispersive uses by consumers and professional, disposal down the drain), the releases of D4 and D5 from wash-off cosmetics could not be further reduced by risk management measures, therefore a restriction was the only option to reduce the releases to the environment.

Despite the existing restriction, wide dispersive uses remains and should be further reduced.

### **B.9.2. General assumptions for the release calculations**

Releases to the environment (essentially aquatic) for D4, D5 and D6 were estimated in previous UK RAR (2009) and in the Annex XV restriction proposal for use of D4 and D5 in wash-off products. Following the publication of the restriction on wash-off products, industry have carried out new measurement campaigns and updated their CSRs. The information on tonnages, and releases (release factors) provided in the most recent CSRs is different (although only modestly different) from the release factors proposed by RAC during the opinion-making phase of the Annex XV restriction proposal for wash-off products.

This section aims to summarise the assumptions made by the Dossier Submitter to calculate the emissions of D4, D5 and D6 to both the aquatic and atmospheric environment.

#### **B.9.2.1. Tonnages**

##### **B.9.2.1.1. Identification of relevant exposure scenarios**

The starting point for the exposure assessment is a review of the latest<sup>2</sup> submitted CSRs by the registrants, to identify the relevant exposure scenarios.

Based on the further details gathered during the calls for evidence and the ECHA market study, additional exposure scenarios have been added to the initial list provided by the registrants.

The list of selected exposure scenarios is depicted in Table 9 below; the exposure scenarios covered by the registrants in their CSRs are identified with their exposure scenario number ES#. The ones not covered by the registrants in their CSRs are identified with a tick ✓. The column 'emission to air' indicates that the main release to the environment is to Air, while the column 'emission to water', implies that the main release is towards the aquatic environment. The main target for emission is indicated with a +.

---

<sup>2</sup> D4 joint CSR submitted by the lead on 18 July 2018, on 6 July 2018 for D5, and on 19 June 2018 for D6.

ANNEX TO BACKGROUND DOCUMENT TO RAC AND SEAC OPINIONS ON  
D4, D5 and D6

**Table 9: Exposure scenarios of interest for the proposed restriction**

Exposure scenario	D4 relevant (CSR#)	D5 relevant (CSR#)	D6 relevant (CSR#)	Release to air	Release to water	Comment
<b>Formulations of mixtures containing D4, D5 and D6</b>						
Formulation of cosmetics products	-	ES7	ES5			Formulation is an industrial use, and is per se out of scope of the restriction proposal ; but if a restriction is adopted, it will impact the upstream supply chain
Formulation of household and maintenance products	-	ES9	ES9			
Formulation of pharmaceuticals and medical devices	-	ES14	ES13			
<b>Uses of D4, D5 and D6</b>						
Detergent, household care and vehicle maintenance products	-	ES10 /11/ 12	ES10 /11/ 12	+ (ES12)	+	ES10 and 11: household care, washing and cleaning products ES12: waxes and polishes
Dry cleaning	-	ES13	-	+		
Leave-on cosmetics	-	ES18	ES6/ 8	+		
Wash-off cosmetics	-	-	ES7		+	
Pharmaceuticals products and medical devices	-	✓	ES14 to 16	+		
Cleaning of art and antiques	✓	✓	-	+		
<b>Use of silicone polymers (containing D4, D5 and D6 impurities)</b>						
Presence of impurities in silicone polymers used in cosmetics	✓	✓	✓		+	In the CSR, only a generic ES has been provided.
Presence of impurities in silicone polymers used in other sectors	✓	✓	✓	+	+	

### B.9.2.1.2. Tonnages

Table 10 gives an overview of the considered annual EU tonnage across the various ES. This summary is based on the UK Annex XV restriction report on D4 and D5, the call for evidence for the current restriction proposal, registration data and the market research exercise undertaken by ECHA. In the absence of further information (e.g. on the uses of silicone polymers: volume of silicone polymers and silicone types, residual amounts of D4, D5 and D6), assumptions have been taken based on the best available information at the time of the Annex XV restriction proposal preparation. The assumptions are indicated below Table 10.

ANNEX TO BACKGROUND DOCUMENT TO RAC AND SEAC OPINIONS ON  
D4, D5 and D6

**Table 10: Overview of annual EU tonnage splits between uses**

Sector/Uses	D4 - Annual EU tonnage <sup>[1]</sup> [tpa]	D5 - Annual EU tonnage <sup>[1]</sup> [tpa]	D6 - Annual EU tonnage <sup>[1]</sup> [tpa]
<b>Formulations of mixtures containing D4, D5 and D6</b>	-	20 300 <sup>[2]</sup>	1 530
Formulation of cosmetics products	-	20 000	1 400
Formulation of household and maintenance products	-	50	30
Formulation of pharmaceuticals and medical devices	-	250 <sup>[3]</sup>	100 <sup>[4]</sup>
<b>Uses of D4, D5 and D6</b>	<b>0.1</b>	<b>15 360 <sup>[2]</sup></b>	<b>1 530</b>
Detergent, household care and vehicle maintenance products	-	60 <sup>[5]</sup>	30 <sup>[5]</sup>
Dry cleaning	-	50	-
Leave-on cosmetics	-	15 000	2 000 <sup>[6]</sup>
Wash-off cosmetics	-	-	200 <sup>[7]</sup>
Pharmaceuticals products and medical devices	-	250 <sup>[3]</sup>	100 <sup>[4]</sup>
Cleaning of art and antiques	0.1 <sup>[8]</sup>	0.2 <sup>[8]</sup>	-
<b>Use of silicone polymers (containing D4, D5 and D6 impurities) <sup>[9]</sup></b>	<b>900</b>	<b>900</b>	<b>450</b>
Use of silicone polymers in cosmetics	255 <sup>[10]</sup>	255 <sup>[10]</sup>	127.5 <sup>[10]</sup>
Use of silicone polymers in other sectors	645	645	323

Source: Dossier Submitter assumptions based on best available information

Assumptions on tonnages:

[1]: Annual EU tonnage as reported in the Registration/CSR dossiers, unless specified otherwise.

[2]: A part of the formulation is exported outside Europe, this is why the formulated and used tonnages are different

[3]: Consolidated tonnage information provided during the call for evidence (CfE1#467) by relevant down-stream sectors. This information was not available in the registration dossiers.

In addition, it is assumed that ca. 70% of the tonnage is used in leave-on pharmaceuticals and medical devices. This is based on information provided by the registrants for D6 – the same proportion is assumed for D5.

[4]: The tonnage differs between the registration data and the information provided in the CfE (CfE2#788) by the down-stream user association. The Dossier Submitter has therefore decided to use the highest available reliable information rounded up.

In addition, it is assumed that ca. 70% of the tonnage is used in leave-on pharmaceuticals and medical devices. This is based on information provided by the registrants.

[5]: The annual tonnage includes both the professional and consumer use of waxes and polishes (ES12), of washing and cleaning products (ES11), as well as the use of household care products by workers in industrial settings (ES10). The later includes laundry products used in automatic processes and vehicle cleaning products used in semi-automatic processes (source CSR D5 and D6).

According to the CSRs, it is estimated that 2/3 of the tonnages is used down-the-drain, and 1/3 used in waxes and polishes with essentially a release to air.

ANNEX TO BACKGROUND DOCUMENT TO RAC AND SEAC OPINIONS ON  
D4, D5 and D6

[6]: The annual tonnage has been provided after the second call for evidence (October 2018) by the relevant industry sector – it is based on a survey of 29 companies formulating in the cosmetics sector. The survey might not be representative of the industry sector, but this value is already 30% higher than the value reported by the registrants. The Dossier Submitter has therefore decided to use the highest available reliable information, which is the tonnage indicated in the call for evidence, and round it up.

[7]: A lower tonnage has been provided after the second call for evidence (October 2018). The Dossier Submitter has therefore decided to use the highest available reliable information, which is the tonnage indicated by the registrants, and round it up.

[8]: Additional information provided during the market research. Estimations are based on information provided by experts in art cleaning and restoration on previous sales.

[9]: Estimates of the uses of silicone polymers are the best estimates that could be made based on the available information:

According to the registrants and CES (CfE1#467), it is assumed that a total of ca. 450 000 tpa of basic silicone polymers (excluding silanes and industrial sector uses) are used in products traded in on the EU market. This figure is in line with the 2013 European data on silicones supply chain sales in key sectors (AMEC, 2016).

It is assumed that the basic silicone polymers could contain residual D4, D5 and D6.

There is a lack of precise data for D4, D5 and D6 residues in silicone polymers. However, the registrants and CES have indicated an average residual level of 0.2% for D4 (CES, 2017a) and D5 (CES, 2017b), and 0.1 % for D6 in polymers to calculate the quantity of D4, D5 and D6 emitted to the environment from the silicone polymers. These values, which correspond to a worst case scenario, have been considered for the calculation of the annual emissions from silicone polymers: i.e. a total of 900 tpa of D4 residues, 900 tpa of D5 residues and 450 tpa of D6 residues emitted from silicone polymers.

It is also assumed that the sector distribution for the uses of silicone polymers has not evolved much since 2013, and the data on sectoral distribution available (AMEC, 2016) is still broadly valid. The following tonnage distribution has therefore been used to estimate the quantity of silicone polymers per sector:

- Use of silicone polymers in cosmetics: between 20 and 30 % of the total silicones uses, i.e. 255 tpa emissions for D4 and D5, and ca. 130 tpa emissions for D6. The D4 assumed tonnage is close to the upper bound estimate indicated by Cosmetics Europe (CE, 2018a).
- The rest of silicone polymers is assumed to be shared equally between silicone mixtures and silicone articles as no information was specifically available regarding the split between uses of silicone polymers in mixture or in article.

[10]: Estimates from the registrants: 40 tpa in wash-off, the rest in leave-on – considering that the first restriction of D4, D5 in wash-off products is implemented. For D6, the Dossier Submitter has used the same proportion to split the emissions from silicone polymers from cosmetics between leave-on and wash-off.

### **B.9.2.2. Consumer behaviour**

Consumer behaviours and habits in term of (i) removal of substance, mixtures after use (essentially cosmetics, and leave-on medical devices), but also in terms of (ii) disposal of unused/outdated products, or product packaging after use, have been considered to

ANNEX TO BACKGROUND DOCUMENT TO RAC AND SEAC OPINIONS ON  
D4, D5 and D6

identify the different type and level of releases for the various uses.

Removal of cosmetics and other products applied on the skin/body

Leave-on products (in cosmetics, but also in Medical Devices applications) are intended to stay for a certain period of time in contact with the skin, the hair or the mucous membranes. Leave-on products include a broad range of different products: in cosmetics for example they include lipstick, face-care products, body-cream, nail-care products, etc. Depending on the type of products, consumers use different techniques to remove the products from their body, skin, or mucous membranes. The removal methods impact directly the releases of D4, D5 and D6 to the environment (main route, and release factor).

A survey (CE, 2018c) has been conducted by Cosmetics Europe in 2018 with the participation of 8 000 consumers located in 8 European countries (UK, France, Germany, Italy, Netherlands, Poland, Spain and Sweden) in order to better understand consumer habits in term of make-up removal. Although the results of the survey were submitted in the frame of the Annex XV restriction preparation on intentionally added microplastics, the Dossier Submitter has considered the information relevant also for the D4, D5 and D6 restriction dossier preparation. Consumer habits per cosmetics category are summarised in the table below.

**Table 11: Consumer habits for the removal of leave-on cosmetics**

<b>Leave-on category</b>	<b>% of product removed with a cotton or wipe disposed in bin</b>	<b>% of products washed off (or removed with a cotton pad or wipe disposed in toilets)</b>
Skin care products	24.20%	75.80%
Make up and make up removing products	72.25%	27.75%
Deodorants and antiperspirants	10.36%	89.64%
Hair styling and hair Care Products ('LEAVE-ON')	8.52%	91.48%
Products intended for application to the lips	72.25%	27.75%
Sun protection product	13.22%	86.78%
Products for tanning without sun	13.22%	86.78%
Nail varnish/remover products	81.96%	18.04%
Other personal care products (i.e. remaining leave-on)	24.20%	75.80%

Source: Cosmetics Europe (CE, 2018c)

Disposal of cosmetics, pharmaceuticals, medical devices or waxes/polishes packaging:

Sometimes cosmetics, pharmaceuticals, medical devices or waxes/polishes are not fully used before their expiry date and/or the empty packaging that is disposed of includes a residual amount of the product. The Dossier Submitter has estimated that 5% of the tonnage associated with the use would be discarded on this basis. No evidence was available to support this assumption, but 5% was used based on expert judgement as a realistic and plausible estimate.

It is also assumed that a small proportion of this cosmetic product packaging would be cleaned with water by the consumer before placing it in the bin, or that uncleaned

ANNEX TO BACKGROUND DOCUMENT TO RAC AND SEAC OPINIONS ON  
D4, D5 and D6

packaging would be recycled with one of the first steps of the recycling being the shredding/washing of the materials. The Dossier Submitter has assumed that 10% of the discarded packaging would be recycled or washed prior to disposal. This leads to the assumption that for certain type of uses (e.g. cosmetics, pharmaceuticals and medical devices, waxes and polishes) 0.5% of the tonnage of D4, D5 and D6 intended to be used would be released to wastewater. This percentage can be considered as the proportion of D4, D5 and D6 that is disposed down the drain without having been used.

Discarded cosmetic product packaging that is not recycled will be either incinerated or disposed in landfill.

**Table 12: Assumptions on the disposal of packaging**

% of D4, D5 and D6 tonnage disposed by consumer:	5%
% recycled and/or washed-off:	10%
<b>% of D4, D5 and D6 going down the drain without having been used:</b>	<b>0.5%</b>

### B.9.2.3. Release factors to air and wastewater

Information on the releases of D4, D5 and D6 to wastewater and air during the uses are limited. In addition, the available data are often limited to very specific types of uses (e.g. deodorants and antiperspirants), and also representing a very limited amount of samples (ECHA, 2016).

Release factors have therefore been reviewed by the Dossier Submitter based on the data available in the CSRs, the release factors for wash-off and leave-on products from the RAC and SEAC opinion on the UK Annex XV restriction proposal on wash-off cosmetic products aka 'RAC proposed release factors' (ECHA, 2016), and also monitoring values from waste water treatment plant received during the call for evidence (some are claimed as confidential). In the absence of further information on release factors, estimates have been made based on the best available information at the time of the Annex XV restriction proposal preparation. This is particularly true for the release factors from articles where no information has been received during the calls for evidence.

For the sake of clarity, the release factors adopted/agreed by RAC, during the opinion-making phase of the Annex XV restriction proposal for wash-off products containing D4, D5, are summarised in Table 13.

**Table 13: RAC D4, D5 release factors for cosmetics end-uses**

	<b>RAC release factors to waste water [%]</b>	<b>RAC release factors to air [%]</b>
Wash-off cosmetics	54 – 93%	7 – 46 %
Leave-on cosmetics	0.1 – 2.6 %	97.4 – 99.9%

Source: (ECHA, 2016)

Due to the uncertainties, the release factors, and then the associated emissions estimates will be provided within a lower, and higher band.

The release estimates to surface water and air will be provided for different assumptions (low, and high ranges) allowing for comparison between them.

#### B.9.2.4. Release factors for municipal solid waste

According to the ECHA guidance on environmental release estimation for the waste life stage (ECHA, 2012), the following release factors should be applied to municipal solid waste.

**Table 14: Typical release factor for municipal solid waste**

<b>Landfill</b>	
Release factor to water [via leachate] :	3.2%
Release factor to air [via wind] :	96.8%
<b>Incineration</b>	
Release factor to water [via scrubbing]:	0.01%
Release factor to air [release to air]:	0.01%

Source: (ECHA, 2012)

In addition, according to EU-wide statistics on treatment of municipal solid waste, when recycling is omitted, 40% of solid waste is incinerated, and the remaining 60% is landfilled. The following release factors will therefore be applied for the municipal solid waste:

**Table 15: Release factors applied to municipal solid waste**

Release factor to water	1.9 %
Release factor to air	58.1%

#### B.9.2.5. WWTP efficiency and connection rate

WWTP efficiency for D4, D5 and D6:

Based on the values identified in the Annex XV report for the vapour pressure (Vp), and the mean Koc (Soil Organic Carbon-Water Partitioning Coefficient), and noting that the substances are not readily biodegradable, the overall removal in a typical WWTP has been calculated using SimpleTreat v.4.0 model for each substances, and is summarised in Table 16 below.

**Table 16: WWTP efficiency**

	<b>D4</b>	<b>D5</b>	<b>D6</b>
Efficiency of the WWTP (i.e. removal of substance) (%)	97%	98%	98%
Release directed to air at the WWTP (%)	49%	23%	9%
Release directed to sludge at the WWTP (%)	48%	75%	89%

Source: calculation made with SimpleTreat v.4.0

It should be noted that the WWTP efficiency used by the Dossier Submitter differs from (i) the one used in the previous Annex XV dossier proposal for restriction of D4, D5 in wash-off cosmetics, and (ii) from the one used by the registrants in their CSRs. In both cases, an earlier version of the SimpleTreat model was used, which estimated lower removal efficiency.

A simple sensitivity analysis has been performed and is available in Annex D.

WWTP connection rate:

The REACH default connection rate is 80% (ECHA, 2016), but based on the most-up-to-date data on the percent of EU population (28 member states) connected to urban wastewater treatment with at least secondary treatment, connection to WWTP has been



assumed to be 90%. This connection rate is also in line with the eighth and ninth report on the implementation of the Urban Waste Water Treatment Directive which states that between 88.7% and 92% of the waste waters in the EU received secondary treatment in compliance with the provisions of the UWWTD, 10 percentage points up from the previous Report (European Commission, 2017).

In addition, with regard to the releases associated to municipal solid waste, 100% connection rate to municipal WWTP is assumed: meaning that the release to water from landfill (via leachate) and incineration (via scrubbing), will be treated and not go directly to surface water.

#### **B.9.2.6. Release calculation**

For each path emission, the release calculation is made with the following formulas:

Release to waste water (WW):

$$[\text{Release to WW}] = [\text{tonnage}] \times [\text{release factor to WW}]$$

Release to surface water:

Although the WWTP efficiency is very high for D4, D5 and D6, a small portion of the influent is likely to remain in the effluent. In some cases (cf. WWTP connection rate), the waste water might not be treated in a WWTP and released therefore directly to surface water. The formula below depicts the release to surface water:

$$[\text{Release to surface water}] =$$
$$[\text{Release to WW}] \times (1 - ([\text{WWTP connection rate}] \times [\text{WWTP efficiency}]^3)$$

Release to air:

D4, D5 and D6 are volatile substances (cf. Henry's law constants values) and are released to air during the use itself. A small proportion is released to air at the WWTP during the aeration steps for example. This is taken into account in the below formula.

$$[\text{Release to air}] =$$
$$([\text{tonnage}] \times [\text{release factor to AIR}]) + [\text{Release to WW}] \times [\text{Release directed to air at the WWTP}]$$

### **B.9.3. Overall environmental exposure assessment**

#### **B.9.3.1. Cosmetics**

Tonnage: use in leave-on cosmetics estimated at 15 000 tpa for D5, and 2 000 tpa for D6. Use in wash-off cosmetics estimated at 200 tpa for D6.

Sources of releases and pathways:

For leave-on cosmetics, applying a release factor to waste water of 2.6%, which corresponds to the upper release factor agreed by RAC, to all leave-on products does not seem realistic. Confidential information submitted during the call for evidence seems to indicate that the release to waste water treatment plants could be half the upper boundary

---

<sup>3</sup>  $[\text{Release to surface water}] = ([\text{Release to WW}] \times [\text{WWTP connection rate}] \times (1 - (\text{WWTP efficiency rate})) + ([\text{Release to WW}] \times (1 - [\text{WWTP connection rate}]])$

ANNEX TO BACKGROUND DOCUMENT TO RAC AND SEAC OPINIONS ON  
D4, D5 and D6

agreed by RAC. Nevertheless, the results provided were based on limited data both in terms of geographical area and number of samples, so a general conclusion cannot be reached based on this. However, based on a study on consumer habits (CE, 2018c), complemented by a report on D5 temporal analysis of consumer habits (CE, 2018d), the Dossier Submitter has assumed that certain types of leave-on products (e.g. make up) are essentially removed first with a wipe or cotton and disposed of in a bin, and acknowledges that for these products, the release to water is less important, as most of the products on the skin have already been removed before showering or washing the skin.

Based on the outcome of the consumer habits (cf. chapter B.9.2.2) the following release factors to waste water have been applied:

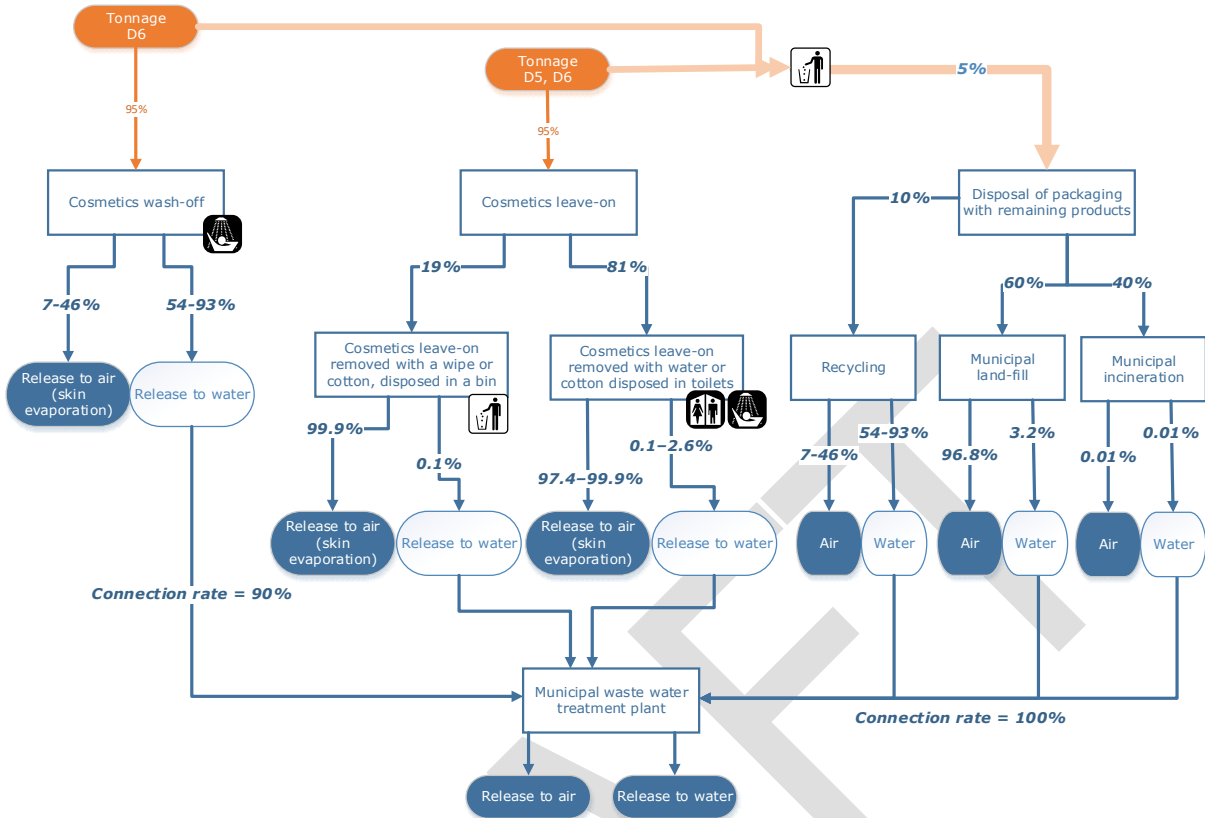
- 0.1 % to the leave-on products disposed in the bin (ca. 19 % of the EU tonnage)
- 0.1 - 2.6% to the leave-on products disposed down the drain (81% of the EU tonnage)

The tonnage proportions have been calculated based on aggregated tonnage information per type of products submitted by Cosmetics Europe, and the analysis of the consumer behaviour.

For wash-off cosmetics, the registrants have indicated in their CSRs, release factors to air and wastewater that are very close to the lower RAC agreed release factor to wastewater for wash-off cosmetics. The release factor value set by the registrants is based on (Montemayor et al., 2013). The results of this study were already discussed by the RAC during the opinion-making of the D4 and D5 restriction in wash-off products, and it was concluded that 'even though reliable, the study presents some methodological limitations'. At that time, RAC decided to set an upper and lower value for the releases to wastewater of 93% and 54%, respectively. As the call for evidence has not brought forward any new conclusive information on releases, the Dossier Submitter has therefore considered that the lower and upper release factors for wash-off cosmetics agreed by RAC could also be used for the down-the-drain detergent, household care and maintenance products.

ANNEX TO BACKGROUND DOCUMENT TO RAC AND SEAC OPINIONS ON  
D4, D5 and D6

Figure 5: Conceptual release pathways for cosmetics



Emissions estimates:

Table 17: Leave-on cosmetics that are then removed with a wipe or cotton pad and disposed of in a bin

	EU tpa	Emissions to water				Emissions to air					
		Lower release factor to waste water(%)	Upper release factor to waste water(%)	Lower release to surface water (tonnes/year)	Upper release to surface water (tonnes/year)	Lower release factor to air (%)	Upper release factor to air (%)	Lower total release to air (tonnes/year)	Upper total release to air (tonnes/year)	Lower total emissions (tonnes/year)	Upper total emissions (tonnes/year)
D4	0			0	0			0	0	0	0
D5	2 650	0.1%	0.1%	0	0	99.9%	99.9%	2647	2647	2648	2648
D6	353			0	0			353	353	353	353

Table 18: Leave-on cosmetics that are then washed-off or removed with a wipe or cotton pad and disposed in the toilet

	EU tpa	Emissions to water				Emissions to air					
		Lower release factor to waste water(%)	Upper release factor to waste water(%)	Lower release to surface water (tonnes/year)	Upper release to surface water (tonnes/year)	Lower release factor to air (%)	Upper release factor to air (%)	Lower total release to air (tonnes/year)	Upper total release to air (tonnes/year)	Lower total emissions (tonnes/year)	Upper total emissions (tonnes/year)
D4	0			0	0			0	0	0	0
D5	11 600	0.1%	2.6%	1	36	97.4%	99.9%	11368	11592	11404	11593
D6	1 547			0	5			1510	1545	1515	1546

Table 19: Wash-off cosmetic products

	EU tpa	Emissions to water				Emissions to air					
		Lower release factor to waste water(%)	Upper release factor to waste water(%)	Lower release to surface water (tonnes/year)	Upper release to surface water (tonnes/year)	Lower release factor to air (%)	Upper release factor to air (%)	Lower total release to air (tonnes/year)	Upper total release to air (tonnes/year)	Lower total emissions (tonnes/year)	Upper total emissions (tonnes/year)
D4	0			0	0			0	0	0.00	0.00
D5	0	54.0%	93.0%	0	0	7.0%	46.0%	0	0	0.00	0.00
D6	190			12.1068	20.8506			29.203	96.634	50.05	108.74

ANNEX TO BACKGROUND DOCUMENT TO RAC AND SEAC OPINIONS ON  
D4, D5 and D6

**Table 20: Total emissions (including disposal behaviour)**

Use	Substance	Tonnage	Lower release to surface water (tpa)	Upper release to surface water (tpa)	Lower total release to air (tpa)	Upper total release to air (tpa)	Lower total emissions (tpa)	Upper total emissions (tpa)
Leave-on cosmetics	D4	-	0	0	0	0	0	0
Leave-on cosmetics	D5	15 000	7	44	14432	14678	14476	14685
Leave-on cosmetics	D6	2 000	1	6	1917	1956	1923	1957
Wash-off cosmetics	D4	-	0	0	0	0	0	0
Wash-off cosmetics	D5	-	0	0	0	0	0	0
Wash-off cosmetics	D6	200	12	21	35	102	56	115

### B.9.3.2. Pharmaceutical products and medical devices

Tonnage: use in leave-on pharmaceuticals and medical devices is estimated at 175 tpa for D5, and 70 tpa for D6. Use in wash-off pharmaceuticals and medical devices is estimated at 75 tpa for D5 and 30 tpa for D6.(cf. Table 10)

Sources of releases and pathways:

No information has been submitted during the call for evidence on consumer habits with regards to medical devices and pharmaceuticals containing D4, D5 and D6. The Dossier Submitter has therefore considered that:

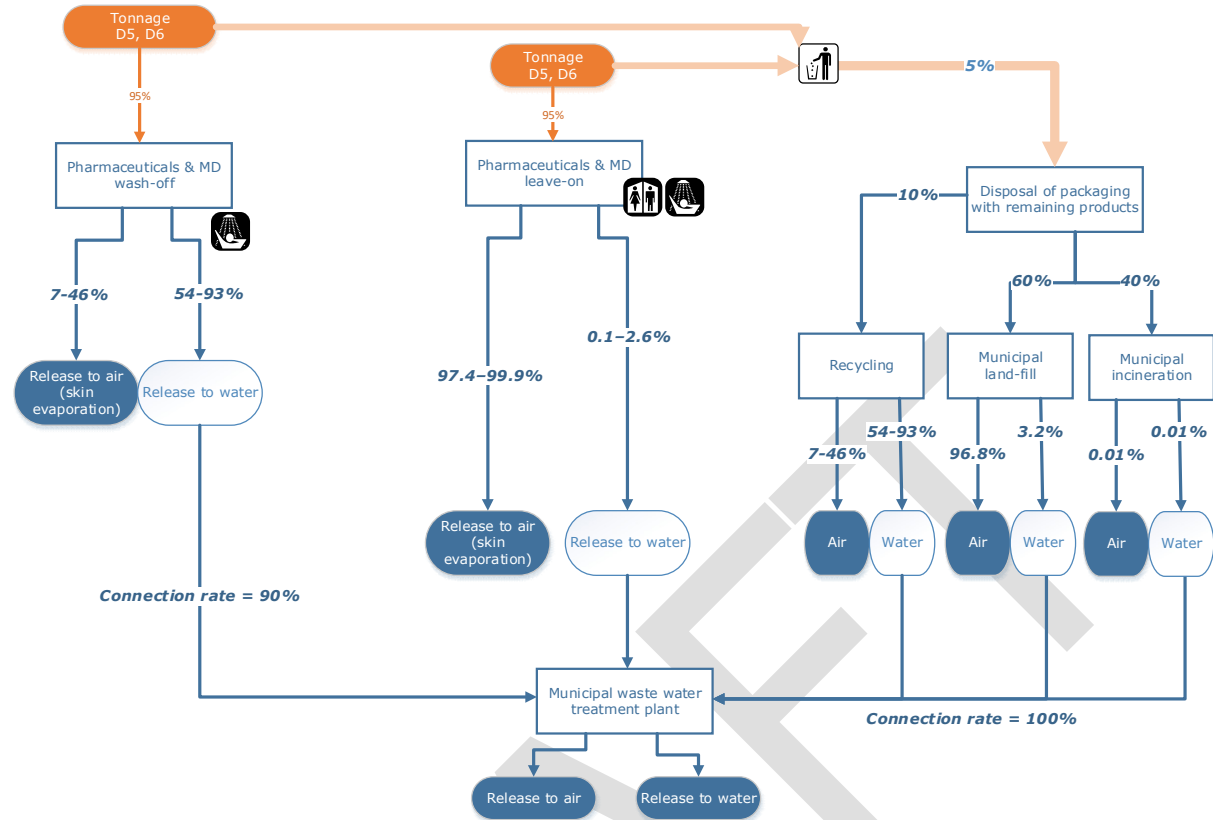
- For leave-on pharmaceuticals and medical devices: the release pattern is similar to the one of leave-on cosmetics that are disposed of down the drain, hence the same release factors are used.
- For wash-off pharmaceuticals and medical devices: the release pattern is similar to the one of wash-off, hence the same release factors are used.

In addition, the Dossier Submitter has assumed that a minor part of pharmaceuticals and medical devices (both wash-off and leave-on) remains in the packaging that are disposed of by consumers (this proportion could correspond as well to a proportion of unused products which is not collected by take-back schemes but directly disposed of by consumers). Assumptions set in the section B.9.2.2 on Consumer behaviour have therefore been used, and release estimates from this path have been considered as well.

The emission pathways are depicted in Figure 6 below.

ANNEX TO BACKGROUND DOCUMENT TO RAC AND SEAC OPINIONS ON  
D4, D5 and D6

Figure 6: Conceptual release pathways for pharmaceuticals and medical devices



Emissions estimates:

Table 21: Leave-on pharmaceuticals and medical devices

	EU tpa	Emissions to water				Emissions to air					
		Lower release factor to waste water(%)	Upper release factor to waste water(%)	Lower release to surface water (tonnes/year)	Upper release to surface water (tonnes/year)	Lower release factor to air (%)	Upper release factor to air (%)	Lower total release to air (tonnes/year)	Upper total release to air (tonnes/year)	Lower total emissions (tonnes/year)	Upper total emissions (tonnes/year)
D4	0			0	0			0	0	0.00	0.00
D5	166.25	0.1%	2.6%	0.0196175	0.510055	97.4%	99.9%	162.921675	166.1219875	163.43	166.14
D6	66.5			0.007847	0.204022			64.92661	66.439485	65.13	66.45

Table 22: Wash-off pharmaceuticals and medical devices

	EU tpa	Emissions to water				Emissions to air					
		Lower release factor to waste water(%)	Upper release factor to waste water(%)	Lower release to surface water (tonnes/year)	Upper release to surface water (tonnes/year)	Lower release factor to air (%)	Upper release factor to air (%)	Lower total release to air (tonnes/year)	Upper total release to air (tonnes/year)	Lower total emissions (tonnes/year)	Upper total emissions (tonnes/year)
D4	0			0	0			0	0	0.00	0.00
D5	71.25	54.0%	93.0%	4.54005	7.818975	7.0%	46.0%	20.227875	41.62425	28.05	46.16
D6	28.5			1.81602	3.12759			4.38045	14.4951	7.51	16.31

Table 23: Total emissions (including disposal behaviour)

Use	Substance	Tonnage	Lower release to surface water (tpa)	Upper release to surface water (tpa)	Lower total release to air (tpa)	Upper total release to air (tpa)	Lower total emissions (tpa)	Upper total emissions (tpa)
Pharmaceutical products and medical devices	D4	-	0	0	0	0	0	0
Pharmaceutical products and medical devices	D5	250	5	8	190	215	199	220
Pharmaceutical products and medical devices	D6	100	2	3	72	84	75	86

### B.9.3.3. Detergent, household care and vehicle maintenance products

Tonnage: down the drain uses estimated at 40 tpa for D5, and 20 tpa for D6. Use in waxes and polishes estimated at 20 tpa for D5 and 10 tpa for D6. (cf. Table 10)

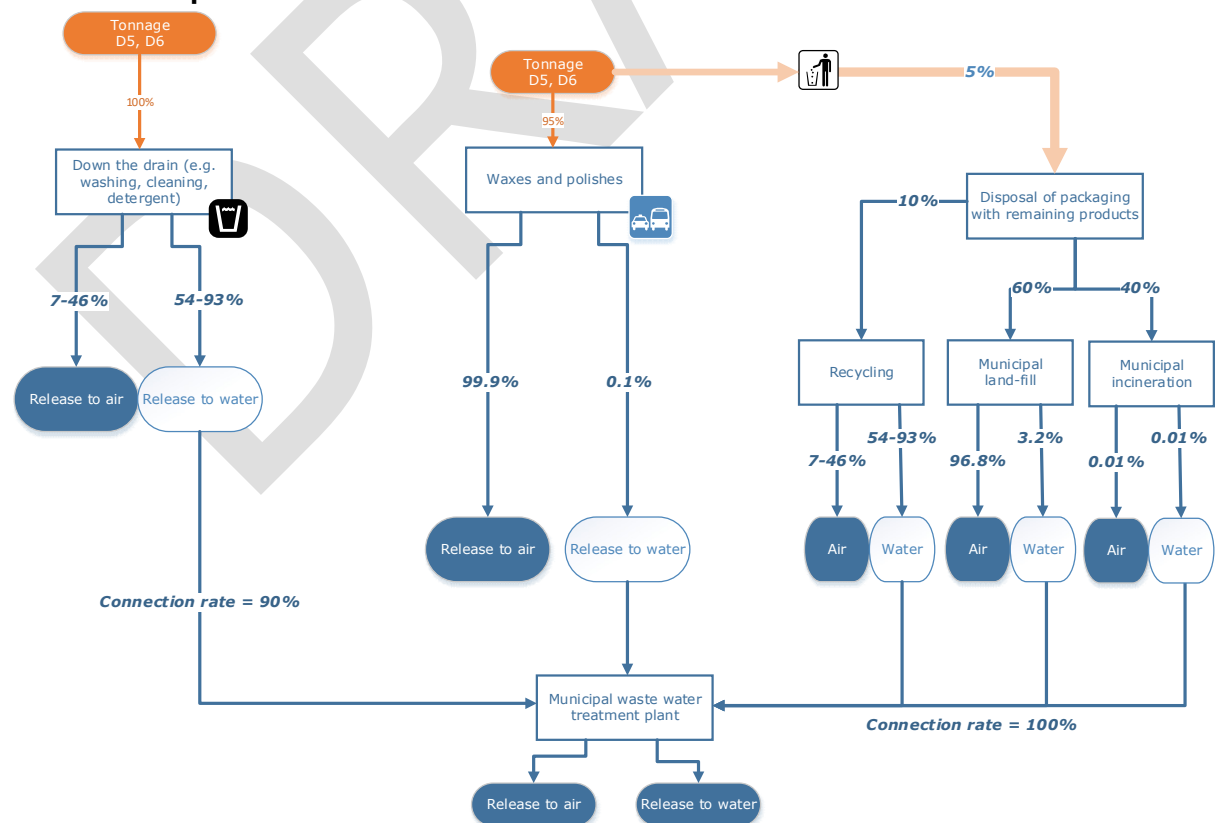
Sources of releases and pathways:

Down the drain uses are assumed to be similar to wash-off cosmetic uses both by the registrants and the Dossier Submitter. The registrants have indicated in their CSRs, release factors to air and wastewater that are very close to the lower RAC-agreed release factor to wastewater for wash-off cosmetics. The Dossier Submitter has therefore considered that the lower and upper RAC agreed release factors for wash-off cosmetics could be used for the down the drain detergent, care and maintenance products.

On the other hand, waxes and polishes are assumed to be similar to leave-on cosmetic uses that would remain for a longer period on the skin. The registrants have indicated in their CSRs, release factors to air and wastewater that correspond to the lower RAC agreed release factor to wastewater for leave-off cosmetics. The Dossier Submitter has not received any information that would justify to deviate from the registrants assumptions, and therefore has applied the agreed RAC release factor to wastewater for leave-off cosmetic for the emissions calculations.

In addition, due to the physical properties, and viscosity of such products, the Dossier Submitter, has assumed that a minor part of waxes and polishes remains in the packaging that are disposed of by consumers. Assumptions set in the section B.9.2.2 on Consumer behaviour have therefore been used, and release estimates from this path have been considered as well.

**Figure 7: Conceptual release pathways for detergent, household care and vehicle maintenance products**



ANNEX TO BACKGROUND DOCUMENT TO RAC AND SEAC OPINIONS ON  
D4, D5 and D6

Emissions estimates:

**Table 24: Down the drain products**

	EU tpa	Emissions to water				Emissions to air					
		Lower release factor to waste water(%)	Upper release factor to waste water(%)	Lower release to surface water (tonnes/year)	Upper release to surface water (tonnes/year)	Lower release factor to air (%)	Upper release factor to air (%)	Lower total release to air (tonnes/year)	Upper total release to air (tonnes/year)	Lower total emissions (tonnes/year)	Upper total emissions (tonnes/year)
D4	0	54.0%	93.0%	0	0	7.0%	46.0%	0	0	0.00	0.00
D5	40			2.5488	4.3896			11.356	23.368	15.75	25.92
D6	20			1.2744	2.1948			3.074	10.172	5.27	11.45

**Table 25: Waxes and polishes**

	EU tpa	Emissions to water				Emissions to air					
		Lower release factor to waste water(%)	Upper release factor to waste water(%)	Lower release to surface water (tonnes/year)	Upper release to surface water (tonnes/year)	Lower release factor to air (%)	Upper release factor to air (%)	Lower total release to air (tonnes/year)	Upper total release to air (tonnes/year)	Lower total emissions (tonnes/year)	Upper total emissions (tonnes/year)
D4	0	0.1%	0.1%	0	0	99.9%	99.9%	0	0	0.00	0.00
D5	19			0.002242	0.002242			18.98537	18.98537	18.99	18.99
D6	9.5			0.001121	0.001121			9.491355	9.491355	9.49	9.49

**Table 26: Total emissions (including disposal behaviours)**

Use	Substance	Tonnage	Lower release to surface water (tpa)	Upper release to surface water (tpa)	Lower total release to air (tpa)	Upper total release to air (tpa)	Lower total emissions (tpa)	Upper total emissions (tpa)
Detergents, household care and vehicle maintenance products	D4	-	0	0	0	0	0	0
Detergents, household care and vehicle maintenance products	D5	60	3	4	31	43	35	45
Detergents, household care and vehicle maintenance products	D6	30	1	2	13	20	15	21

### B.9.3.4. Dry cleaning

Tonnage: 50 tpa for D5 (cf. Table 10)

Sources of releases and pathways:

In the dry cleaning process, D5 circulates in a closed loop system. The registrants and GreenEarth (CfE1#463) have indicated that most releases of D5 occurs to air, and that some minor release of D5 can occur to waste water when condensed water from the process is , as a worst case, sent to drain. In addition, some losses of D5 happen during the filtration of the solvent (via activated clay, or cardbridge filter for example). After the dry cleaning process has taken place, waste, which is in powder form, is disposed of. This explains why release factors to air and waste water do not add up to 100%.

The Dossier Submitter did not see a reason to deviate from the registrants and the technology owner assumptions. Therefore the release factors indicated by the registrants have been considered for the emissions calculations.

Emissions estimates:

**Table 27: Dry cleaning**

	EU tpa	Emissions to water				Emissions to air					
		Lower release factor to waste water(%)	Upper release factor to waste water(%)	Lower release to surface water (tonnes/year)	Upper release to surface water (tonnes/year)	Lower release factor to air (%)	Upper release factor to air (%)	Lower total release to air (tonnes/year)	Upper total release to air (tonnes/year)	Lower total emissions (tonnes/year)	Upper total emissions (tonnes/year)
D4	0	0.00001%	0.00001%	0	0	92.0%	92.0%	0	0	0.00	0.00
D5	50			5.664E-07	5.664E-07			46.0000011	46.0000011	46.00	46.00
D6	0			0	0			0	0	0.00	0.00

### B.9.3.5. Cleaning of art and antiques

Tonnage: < 1 tpa for D4 and D5 (cf. Table 10)

Sources of releases and pathways:

D4 and D5 are applied on art and antiques, in a similar way as a leave-on cosmetic product would be applied on the skin.

The releases are therefore considered similar to one for leave-on, and the RAC-agreed release factors for leave-on have been used by the Dossier Submitter. This is considered to be the most plausible assumption.

Emissions estimates:

**Table 28: Cleaning of art and antiques**

	EU tpa	Emissions to water				Emissions to air				Lower total emissions (tonnes/year)	Upper total emissions (tonnes/year)
		Lower release factor to waste water(%)	Upper release factor to waste water(%)	Lower release to surface water (tonnes/year)	Upper release to surface water (tonnes/year)	Lower release factor to air (%)	Upper release factor to air (%)	Lower total release to air (tonnes/year)	Upper total release to air (tonnes/year)		
D4	0.1	0.1%	2.6%	0.000127	0.0003302	97.4%	99.9%	0.098674	0.099949	0.10	0.10
D5	0.2			0.0000236	0.0006136			0.195996	0.199846	0.20	0.20
D6	0			0	0			0	0	0.00	0.00

### B.9.3.6. Formulations

Tonnage: 20 300 tpa for D5 and 1 530 tpa for D6. With a very large proportion assigned to formulation of cosmetics (cf. Table 10)

Sources of releases and pathways:

For the release factor to waste water, the Dossier Submitter has assumed:

- For pharmaceutical formulations: such formulation sites are assumed to be well-controlled, therefore the emission factor of 0.009% will be applied for the lower and upper boundaries.
- For cosmetics and household sector: industry indicated in the CSR that the formulation sites are well-controlled; on the other hand, RAC assumed in the previous restriction proposal on D4, D5 in wash-off cosmetics that 40% of formulation sites are assumed to be well-controlled. This statement was not challenged during the consultation process. It is therefore proposed to apply an emission factor in the range of 0.009% and 0.0576% for that type of formulation sites. It is the same range that was applied in the previous restriction dossier proposal on D4 and D5.

For this industrial uses, the Dossier Submitter has also assumed that 100% of the wastewater releases would be treated by a WWTP.

Emissions estimates:

**Table 29: Formulation of cosmetics**

	EU tpa	Emissions to water				Emissions to air				Lower total emissions (tonnes/year)	Upper total emissions (tonnes/year)
		Lower release factor to waste water(%)	Upper release factor to waste water(%)	Lower release to surface water (tonnes/year)	Upper release to surface water (tonnes/year)	Lower release factor to air (%)	Upper release factor to air (%)	Lower total release to air (tonnes/year)	Upper total release to air (tonnes/year)		
D4	0	0.009%	0.058%	0	0	0.020%	0.020%	0	0	0	0
D5	20000			0.2124	1.35936			4.414	6.6496	4.63	8.01
D6	1400			0.014868	0.0951552			0.29134	0.352576	0.31	0.45



ANNEX TO BACKGROUND DOCUMENT TO RAC AND SEAC OPINIONS ON  
D4, D5 and D6

**Table 30: Formulation of detergent, household care and vehicle maintenance products**

	EU tpa	Emissions to water				Emissions to air				Lower total emissions (tonnes/year)	Upper total emissions (tonnes/year)
		Lower release factor to waste water(%)	Upper release factor to waste water(%)	Lower release to surface water (tonnes/year)	Upper release to surface water (tonnes/year)	Lower release factor to air (%)	Upper release factor to air (%)	Lower total release to air (tonnes/year)	Upper total release to air (tonnes/year)		
D4	0	0.009%	0.058%	0	0	1.000%	1.000%	0	0	0	0
D5	50			0.000531	0.0033984			0.011035	0.016624	0.01	0.02
D6	30			0.0003186	0.00203904			0.006243	0.0075552	0.01	0.01

**Table 31: Formulation of pharmaceuticals and medical devices**

	EU tpa	Emissions to water				Emissions to air				Lower total emissions (tonnes/year)	Upper total emissions (tonnes/year)
		Lower release factor to waste water(%)	Upper release factor to waste water(%)	Lower release to surface water (tonnes/year)	Upper release to surface water (tonnes/year)	Lower release factor to air (%)	Upper release factor to air (%)	Lower total release to air (tonnes/year)	Upper total release to air (tonnes/year)		
D4	0	0.009%	0.058%	0	0	0.020%	0.020%	0	0	0	0
D5	250			0.002655	0.016992			0.055175	0.08312	0.06	0.10
D6	100			0.001062	0.0067968			0.02081	0.025184	0.02	0.03

### B.9.3.7. Presence of impurities in silicone polymers used in cosmetics

Tonnage: 255 tpa for D4 and D5 and 127.5 tpa for D6. It is assumed that 15% of these tonnages are used in wash-off cosmetics (cf. Table 10)

Sources of releases and pathways:

With regard to cosmetics products, the same release factors and assumptions have been considered both for the use of D4, D5 and D6 and the use of silicone polymers containing residual amounts of D4, D5 and D6.

Emissions estimates:

**Table 32: Impurities in silicone polymers used in cosmetics**

Use	Substance	Tonnage	Lower release to surface water (tpa)	Upper release to surface water (tpa)	Lower total release to air (tpa)	Upper total release to air (tpa)	Lower total emissions (tpa)	Upper total emissions (tpa)
Presence of impurities in silicone polymers used in cosmetics	D4	255	3	5	229	239	235	242
Presence of impurities in silicone polymers used in cosmetics	D5	255	3	5	219	234	224	236
Presence of impurities in silicone polymers used in cosmetics	D6	128	1	2	107	115	109	117

### B.9.3.8. Presence of impurities in silicone polymers

Tonnage: 645 tpa for D4 and D5 and 323 tpa for D6. It is assumed that 50% of these tonnages are used in mixtures, the other half in articles or cured mixtures (cf. Table 10)

Sources of releases and pathways:

No information has been received during the call for evidence. The Dossier Submitter has therefore made the following assumptions:

- Use of silicone polymers in mixture: it is assumed that 50% of the silicones will be used down the drain (the release factor for wash-off cosmetics will be applied), and 50% as oil/lubricants (the release factor for leave-on cosmetics will be applied). This gives a release factor range for wastewater between 27.1% and 47.8%, and between 52.2 and 73% for air.
- Use of silicone polymers in articles and cured mixtures: the dossier submitter has decided to use the default ERC11a (widespread use of articles with low release (indoor)) and ERC10a (widespread use of articles with low release (outdoor)). This gives a release factor range for WW between 0.05% and 3.2%, and between 0.05 and 3.3% for air.

ANNEX TO BACKGROUND DOCUMENT TO RAC AND SEAC OPINIONS ON  
D4, D5 and D6

Emissions estimates:

**Table 33: Impurity in other silicone polymers**

Use	Substance	Tonnage	Lower release to surface water (tpa)	Upper release to surface water (tpa)	Lower total release to air (tpa)	Upper total release to air (tpa)	Lower total emissions (tpa)	Upper total emissions (tpa)
Presence of impurities in silicone polymers	D4	645	11	21	249	289	270	300
Presence of impurities in silicone polymers	D5	645	10	19	206	266	226	276
Presence of impurities in silicone polymers	D6	322.5	5	10	92	127	101	132

## B.10. Risk characterisation

Not relevant

## Annex C: Impact Assessment

### C.1. Risk Management Options

#### C.1.1. Discarded restriction options

A number of restriction options were identified and analysed prior to the Dossier Submitter selecting a preferred option. This section sets out the reasons for discarding the other restriction options which were assessed against the main criteria for proposing a restriction identified in Annex XV of REACH: effectiveness, practicality and monitorability.

*Option 1: A restriction on the placing on the market of all products intended for consumer and professional use containing D4 and/or D5 and/or D6 - i.e. a 'blanket approach' restriction without derogations (except for industrial uses) or concentration limit.*

*Option 2. As option 1, but with a reduced concentration limit of 0.01% w/w*

*These options are considered together.*

The main rationale for restricting the placing on the market and use of all 'products' containing D4, D5 and D6 is to reduce emissions into the environment as quickly as possible. Only exemptions for industrial uses (to maintain the scope set out in the Commission request) would be included. The emission reduction (a proxy for risk) would be greater than the proposed restriction, although most of the additional uses captured by these options will have significantly less emissions than the uses specifically captured in the scope of the proposed restriction.

For option 2, this could encourage further efforts to reduce the concentration of D4, D5 and D6 in silicone polymers which are further used as substances as such, in mixtures and/or as substances in articles.

Due to the increased number of products in scope, and the lack of time to develop and transition to alternatives, this would mean increased costs for companies to comply with the restriction. The benefits may also be increased but this would be unlikely to be in proportion to the increased costs, so the proportionality of this option would be decreased relative to the preferred option.

In term of enforceability, the limit of the detection of analytical methods are typically reported to be 0.1 ppm, which is far below the proposed concentration limit for the restriction (0.1% = 1 000 ppm; 0.01% = 100 ppm), hence the detection limit might not be an issue. Nevertheless, the detection methods would not allow to distinguish the presence of D4, D5 and D6 due to the presence of the substance itself or due to the presence of a silicone polymers: having no limit or a very low limit would be more likely to inadvertently capture uses of silicone polymers, that contain low concentrations of D4, D5, and D6 as impurities (and without any function) in silicone polymers. Further reduction of D4, D5 and D6 in silicone polymers cannot, in some cases, be achieved without losing the intended functionalities of the silicone polymers or the article. A restriction on the use of silicone polymers (including articles) was also not the intention of the Commission's request.

The practicality (implementability, enforceability, manageability) of this option was considered to be lower than the proposed option by the Dossier Submitter due to the lack of transitional periods and the increased scope when considered against the uncertain

ANNEX TO BACKGROUND DOCUMENT TO RAC AND SEAC OPINIONS ON  
D4, D5 and D6

increase of any benefits. Companies could not plan for their implementation of the restriction, products would have to be removed from the shelves and enforcement would be more complicated. Monitorability of the restriction would also be less straightforward than the proposed option.

Therefore, this option was discarded as it would be less net beneficial to society than the proposed restriction.

*Option 3: A restriction on the placing on the market and use of non-solid substances and mixtures intended for consumer and professional use containing D4 and/or D5 and/or D6 - i.e. articles, and post cured mixtures would be out of scope.*

Elements of this have been used in the proposed restriction option (specific concentration limits to be considered for some mixtures that will cure during use).

*Option 4: A restriction on the placing on the market and use of specifically identified mixtures for consumer and professional use containing D4 and/or D5 and/or D6 ( $\geq 0.1$  % w/w) (with derogations)*

Such a restriction would be a 'use by use' restriction compared to the 'blanket' approach proposal.

The Dossier Submitter has undertaken an extensive investigation into possible uses of D4, D5 and D6, including the uses of silicone polymers containing residues of D4, D5 and D6. Therefore, on the basis of the uses assessed, the Dossier Submitter considers that the scope of the proposed restriction is justified, despite its inclusive scope. However, if the proposal were to capture uses in addition to those that were assessed, then the Dossier Submitter estimates that the impact would be limited.

This wide scope is also important to prevent the new uses of D4, D5 and D6 in consumer and professional applications as well as uses of silicone polymers containing high residues of D4, D5 and D6.

*Option 5: Labelling of all mixtures and articles for consumer and professional use containing D4 and/or D5 and/or D6 ( $\geq 0.1$  % w/w) with a phrase such as 'contains PBT/vPvB substance > 0.1%', with a requirement for user instructions to minimise releases to wastewater e.g. dispose to municipal waste)*

The main rationale for this restriction option is to rely on the informed choices of consumers and professionals to change their purchasing habits and avoid buying products containing PBT/vPvB substances. However, there is currently no evidence that labelling would be an effective RMM for the uses considered in this dossier: there is no data that would allow the Dossier Submitter to estimate for what proportion of formulations this could happen voluntarily, or what the timeline would be for those voluntary substitutions. This is because it is not clear if consumers and professionals would change their habits based on such a label and also that, given the volatile properties of D4, D5 and D6, specifying specific conditions of use that could effectively reduce the potential for releases is not possible.

The direct costs to duty holders would be minimal if a transition period was given to align labelling changes with normal re-labelling cycles. However, if a significant number of consumers changed their buying habits then the profits of the relevant companies would be reduced or they would have to change their formulations. This could lead to more significant costs for industry if companies do not have time to transition to alternatives, potentially greater than the costs estimated for the proposed restriction. Overall, however,

## ANNEX TO BACKGROUND DOCUMENT TO RAC AND SEAC OPINIONS ON D4, D5 and D6

the benefits (in terms of reduced releases to the environment) are likely to be lower than the proposed restriction, and the costs could be equivalent or greater, so the proportionality of this option would be decreased relative to the preferred option.

The practicality (implementability, enforceability, manageability) of this option was considered similar to the proposed option as with the transitional period, companies could plan for their implementation of the restriction, and organise the products removal from the shelves.

Monitorability of the restriction is expected to be similar to the proposed restriction.

This option was overall discarded as it would be less net beneficial to society than the proposed restriction.

### C.1.2. Other Union-wide risk management options than restriction

As a first step, the possibility to address the risks posed by the use of D4, D5 and D6 under other REACH regulatory measures, existing EU legislation and other possible Union-wide RMOs was examined. Whilst it was recognised that some existing or proposed EU legislation or other measures could have an impact on the risk management of certain sectors, these were assessed as inappropriate to address *all* of the sectors and products contributing to risk.

Possible Union-wide risk management measures other than a restriction are outlined in Table 34 below. However, it is concluded that none of these are realistic, effective and balanced means of solving the problem. As such, none of these other risk management options have been analysed further.

**Table 34: Possible other Union-wide options discarded (other than restriction)**

Option	Reasons for discarding this option
<b>Non-legislative measures</b>	
Voluntary industry agreement to restrict the use of D4, D5 and D6 in professional and consumer products.	<p>D4, D5 and D6 have been identified as SVHC substances, and this might imply a voluntary move away from these substances by the formulators. In general, SVHC listing seems to make ingredients less attractive for mid- to long-term formulation developments, since there is a perceived threat that they could become subject to REACH Authorisation at any time. Cosmetics Europe, as well as some stakeholders from other sectors contacted during the ECHA market survey, have indicated that large retailers are increasingly rejecting products that contain ingredients under regulatory scrutiny, even if they are not subject to any restrictions or a ban yet.</p> <p>Consumers, consumers association and NGOs awareness-raising activities can also lead to a 'voluntary' move away from substances listed as SVHCs, as they can often be included in 'negative lists', that recommend to retailers and consumers, for example via phone apps, not to purchase products containing ingredients from these lists.</p> <p>The arguments above suggest that there could be a move away from using D4, D5 and D6 in professional and consumer uses even in the absence of a restriction on this use. However, there is no data that would allow the Dossier Submitter to estimate for what proportion of formulations this could happen voluntarily, or what the timeline would be for those voluntary substitutions.</p> <p>On the other hand, some of the stakeholders are challenging the identification of D4, D5, and D6 as PBT/vPvB. In that context, and similarly to what was concluded in the UK Annex XV restriction report, the Dossier Submitter</p>

ANNEX TO BACKGROUND DOCUMENT TO RAC AND SEAC OPINIONS ON  
D4, D5 and D6

Option	Reasons for discarding this option
	considers that the results of potential voluntary measures are uncertain both on the efficiency and timing aspects, and conditioned to the acknowledgement of the PBT/vPvB status by industry.
Voluntary agreement for industry to label mixtures containing D4, D5 and D6.	<p>Possible labelling options include:</p> <ul style="list-style-type: none"> <li>- 'Contains PBT/vPvB substance &gt; 0. 1%'.</li> </ul> <p>The agreement to use this label would be a voluntary measure similar to the rejected restriction option.</p> <ul style="list-style-type: none"> <li>- 'Dispose appropriately' (exact measures to be determined by industry).</li> </ul> <p>The agreement to use this label would be a voluntary measure similar to that proposed for some industry sectors in the proposal.</p> <p>This RMO will also share many of the disadvantages of the voluntary agreement to restrict substances such as enforcement and coverage (as above). The option to label would also share the issues with the relevant rejected restriction. In the case of labelling 'dispose appropriately' conditions of use as a risk management measure, a label would not be relevant for uses where the majority of releases would be to the atmosphere via the evaporation of the product. As such, it would not result in effective risk reduction.</p>
Information campaign to consumers to avoid buying 'products' containing D4, D5 and D6.	This RMO does not seem to be sufficiently effective. For the consumer, it will be difficult to identify the mixtures containing D4, D5 and D6.
<b>Legislation other than REACH</b>	
Control of emissions under the IED and/or Water Framework Directive and waste legislation	Mixtures containing D4, D5 and D6 have wide dispersive use by consumers and professional users. Exposure to the environment via emissions occurs mainly during the use phase, not the production phase. Therefore, measures aimed at point sources, including WWTWs, would not effectively address the source of exposure and, as safe thresholds for PBT/vPvB substances in the environment cannot be derived (REACH Annex I) the derivation and implementation of EQS values for the aquatic environment would not be an effective risk management measure. These measures would also not address releases of the substance to the environment via the atmosphere.
Taxation on D4, D5 and D6 content	<p>Taxation in general is not a harmonised measure across the EU. Therefore, whilst it might be effective in encouraging substitution, it is not likely that all Member States would introduce relevant taxes and thereby, not all EU citizens will be protected.</p> <p>This is likely to lead to a non-harmonised situation where different Member States apply different tax rates (if at all).</p>
Sector-specific legislation	<p>Uses within the scope of the proposal are varied and widely dispersed. It would be resource intensive to address the risks via a large number of sector specific legislation, which also does not exist for all relevant sectors. In addition, surveys have revealed that REACH restrictions are a convenient way to communicate all-encompassing regulatory measures related to chemicals. However, efforts have been made to derogate mixtures in the restriction proposal which are adequately covered by existing sector specific EU legislations (e.g., medicines, medical devices, etc.) to avoid unnecessary overlap of regulatory actions and improve clarify for stakeholders.</p> <p style="text-align: right;"><i>Medicines Regulations: Directive 2001/82/EC, Directive 2001/83/EC and</i></p>

ANNEX TO BACKGROUND DOCUMENT TO RAC AND SEAC OPINIONS ON  
D4, D5 and D6

Option	Reasons for discarding this option
	<p data-bbox="555 253 874 280"><i>Regulation (EC) No 726/2004</i></p> <p data-bbox="555 302 1394 472">The Union legislation for veterinary and human medicines are set out in Directive 2001/82/EC and Directive 2001/83/EC respectively. They provide the legal framework for the authorisation, manufacture and distribution of medicines in the EU. The centralised authorisation procedure for human and veterinary medicines is based on Regulation (EC) No 726/2004, which established the European Medicines Agency (EMA).</p> <p data-bbox="555 495 1394 815">All medicines must be authorised before they can be marketed and made available to patients. In the EU, there are two main routes for authorising medicines: a centralised route and a national route. Under the centralised authorisation procedure, pharmaceutical companies submit a single marketing-authorisation application to EMA. This allows the marketing-authorisation holder to market the medicine and make it available to patients and healthcare professionals throughout the EU on the basis of a single marketing authorisation. EMA's Committee for Medicinal products for Human Use (CHMP) or Committee for Medicinal products for Veterinary Use (CVMP) carry out a scientific assessment of the application and give a recommendation on whether the medicine should be marketed or not.</p> <p data-bbox="555 837 1394 965">For veterinary medicinal products, an ERA (Environmental Risk Assessment) is required and mandatory for all types of marketing authorisation applications, including for new medicinal products, generics, variations and extensions. The ERA is taken into account in the risk-benefit analysis in view of the authorisation.</p> <p data-bbox="555 987 1394 1182">With regard to human health medicinal products, since October 2005, an ERA is required for new products to be placed on the market, but the ERA results in this specific case cannot lead to denying a market authorisation, even if some Risk Mitigation Measures (RMM) can be required when considered necessary. In its current state, the ERA could therefore not be used to deal with the concerns from D4, D5 and D6 and ensure that D4, D5 and D6 are not present in the medicines in concentration above 0.1%.</p> <hr/> <p data-bbox="555 1211 1054 1238"><i>The Detergents Regulation (EC) No. 648/2004</i></p> <p data-bbox="555 1261 1394 1603">This regulation covers the manufacturing, placing and making available on the market and use of detergents. The Regulation harmonises the rules for the placing on the market of detergents and of surfactants for detergents; the biodegradability of surfactants in detergents; restrictions or bans on surfactants on the grounds of limited biodegradability; the additional labelling of detergents, including fragrance allergens; the information that manufacturers must hold at the disposal of Member State competent authorities and medical personnel; limitations on the content of phosphates and other phosphorus compounds in consumer laundry detergents and consumer automatic dishwasher detergents. However, it does not cover the presence of PBT/vPvB substances and therefore could not currently regulate the risks from the use of D4, D5 and D6 in these products.</p> <hr/> <p data-bbox="555 1641 922 1668"><i>Construction Products Regulation:</i></p> <p data-bbox="555 1691 1394 1861">Under this Regulation the information on the content of hazardous substances in the construction products should be included in the declaration of performance to reach all potential users. As D4, D5 and D6 are not classified as hazardous (except for D4), but rather as PBT/vPvB, it is not evident if this legislation would apply, or if it would be an effective tool for reducing releases to the environment.</p> <hr/> <p data-bbox="555 1883 1394 1995"><i>Medical Device Directives: Directive 90/385/EEC regarding active implantable medical devices (AIMD); Directive 93/42/EEC regarding medical devices (MDD); Directive 98/79/EC regarding in vitro diagnostic medical devices (IVDD)</i></p>

ANNEX TO BACKGROUND DOCUMENT TO RAC AND SEAC OPINIONS ON  
D4, D5 and D6

Option	Reasons for discarding this option
	<p>Three Directives deal directly with medical devices, either as the medical devices themselves, or as implantable medical devices or as <i>in vitro</i> diagnostics. According to these Directives, medical devices must be designed and manufactured taking into account the toxicity of materials used and minimising the risk for substances to leak out of the device. Environmental issues are not dealt with by these Directives.</p> <p>These directives will soon be repealed and replaced by EU Regulations (EU) 2017/745 on Medical Devices (aka MDR), and (EU) 2017/746 on <i>in vitro</i> diagnostic medical devices (aka IVDR) that will come into force respectively on 26 May 2020, and 26 May 2022. The MDR and IVDR bring significant changes in term of Vigilance, Post-market Surveillance and communication on safe use (for humans and the environment).</p>
	<p><i>Cosmetics Regulation (EC) 1223/2009</i></p> <p>The Cosmetics Regulation only applies to the human health hazards of cosmetics and not the environmental issues.</p>
General Product Safety Directive 2001/95/EC	<p>This Directive addresses risks to consumers (termed health and safety of consumers) related to specific products and not risks related to a cumulated exposure from different products, or to risks posed to the environment. In certain circumstances, it can be used to restrict products but this needs annual renewal (similar to the old decision on phthalates in toys that was eventually converted into a REACH restriction).</p>
Persistent Organic Pollutants Regulation (POP) 850/2004	<p>In general, the identification of a substance as a POP is complex and might not be agreed easily nor reach promptly a consensus.</p> <p>The process is underway for D4, but this substance is of a less priority with regard to other POPs (e.g. halogenated pesticides, dioxins etc.), and intense discussions and negotiations would be required with non-EU countries especially with regard to the socio-economic aspects.</p> <p>D5 and D6 cannot be listed as POP as they are not identified as 'Toxic'.</p>
<b>Other REACH processes</b>	
Update of registration dossiers	<p>Since D4, D5 and D6 have been identified by ECHA's Member State Committee as SVHC substances with PBT/vPvB properties, registrants should therefore in theory reflect the PBT/vPvB status of D4, D5, and D6 in their dossiers and recommend risk management measures to minimise emissions, potentially they could chose as well to not support any more certain uses (i.e. uses advised against). The Dossier Submitted recognises that this risk management option can potentially reduce environmental emissions, nevertheless this does not give any guarantees that the downstream users would stop using D4, D5 and D6 in their formulations in case the uses are not supported anymore by the registrants (e.g. they could prepare and submit to ECHA a downstream user report according to REACH article 38). In addition, registrants are only legally obliged to consider the tonnage they supply individually, not collectively.</p>
REACH Authorisation process	<p>D4, D5 and D6 have been identified by ECHA's Member State Committee as SVHC substances and could therefore be further prioritised for inclusion on Annex XIV to REACH (list of substances subject to Authorisation).</p> <p>The Dossier Submitter notes that a targeted restriction on the use of D4, D5 and D6 was proposed and adopted to Annex XVII of REACH in preference to the Authorisation process. As such, further risk management is appropriate under the restriction regime, rather than Authorisation.</p>



## C.2. Alternatives

The evidence on alternatives to D4, D5 and D6 available for uses other than cosmetics are presented in the main body of the report, sections 2.6 and 2.7. This section presents information only on alternatives to D4, D5 and D6 in cosmetics. Section 1.4.3.1 in the Annex XV report details the technical functions performed by D4, D5 and D6 in cosmetics.

### C.2.1. Evidence available

Annex C in the UK Annex XV restriction report proposing a restriction on wash-off personal care products presented a detailed assessment on alternatives to D4 and D5, based on information provided by Cosmetics Europe (AMEC, 2013h). The data used was based on stakeholder consultation, which identified approximately thirty substances, and included data on alternatives that could be used to substitute D4 and D5 in leave-on products as well as in wash-off products.

The UK Dossier Submitter concluded that there were no general drop-in one-for-one replacements for D4 and D5 in wash-off Personal Care Products, but that several potential alternatives had been identified. Many appeared to be more costly than D4 or D5, and to be less available, but not all. In terms of the risks associated with them, the analysis concentrated on environmental risks, as it was considered that the EU Cosmetics legislation constrains the use of substances in cosmetics with particular human health-related hazardous properties. The identified alternatives varied in regards to their relative environmental risks. For some there were also concerns about PBT properties, but there were others that appeared less risky than D4 and D5.

As part of the Call for Evidence for the preparation of this Dossier, Cosmetics Europe provided updated information on alternatives (AMEC, 2017). This was based on a survey of a large number of their members, and while they were asked about both D4 and D5, the information provided was about D5, as D4 is currently hardly used in cosmetics. The survey did not enquire about D6, as it was undertaken before D6 was added to the scope of this Dossier and thus not part of that call for evidence. However, the Dossier Submitter assumes that many of the alternatives identified for D5 are likely to be potential alternatives for D6 as well.

Some 25 alternatives to D5 were identified by over 30 respondents to the survey, who provided information on the alternatives' technical performance, environmental and human health implications, availability and costs. Most of the alternatives identified related to make-up, lipsticks and skin care products, and very little information was provided relating to alternatives to deodorants/antiperspirants and sun protection/tanning products. Very few substances had been identified as definitely suitable, but quite a few more were identified as 'maybe suitable', with research still pending. Additionally, several potential alternatives had been analysed and rejected as unsuitable.

A confidential annex is provided containing a detailed assessment of each of the identified alternatives, including their technical performance as compared to D5, their environmental, health and safety implications, their availability and any cost implications. The general conclusions confirm those in (AMEC, 2013h). No drop-in, one-to one alternatives have been identified. It's expected even suitable alternatives would likely require adaptations to the formula. The picture regarding environmental, health and safety risks is varied. For several of the alternatives no concerns were identified, while for others potential environmental and/or health concerns were identified (the latter not to users of

cosmetics but to workers, due to the substances having lower flash points than D5, and thus being highly flammable). Availability of the identified alternatives did not seem to be an issue, but in general, the price tended to be higher. No alternatives were identified with unit costs below that of D5. Some had similar prices, but the majority were more expensive, some substantially so. However, the report authors state that the differences in raw material prices are not likely to be a significant cost driver, compared to the cost of reformulation.

The issue of alternatives to D4, D5 and D6 seems to be on that is live in the trade press. As an example, a recent article in the periodical SPC soap perfumery & cosmetics summarised a raft of potential alternatives. These include silicones, silicone hybrids, and also several plant-based alternatives. However, the article presents no information beyond the identification of the substance and some key characteristics, so it has not been possible to compare the alternatives identified there with those in (AMEC, 2017) with regards to price, availability and technical feasibility.

Finally, evidence about the technical and economic feasibility of alternatives in a particular product group, wash-off products containing D6, can be read across from the experience of the UK Annex XV restriction report. There has been substantial activity in that area, with companies looking into replacing other silicones from wash-off products (Woodruff, 2018).

## **C.2.2. Analysis of alternatives in cosmetics**

The Dossier Submitter has scrutinised potential alternatives for D4, D5 and D6 in cosmetic products. The following sources of information were reviewed:

- Article on potential alternatives published in the Soap, perfumery & Cosmetics magazine (Woodruff, 2018)
- Non-confidential information on potential alternatives submitted during the call for evidence (AMEC, 2017)
- Non-confidential information on potential alternatives submitted during the Annex XV consultation (#2145, and #2672)

A total of 100 potential alternatives have been recorded and reviewed. This includes substances on their own, as well as substances in mixtures. For the mixtures that have been reported as alternatives, whenever possible the individual substances have been reported in the Table 35 below. Nevertheless the Dossier Submitter acknowledges that no conclusion can be drawn on the toxicity of the mixture itself.

For each substance, the following information was recorded from the ECHA dissemination website: if the substance is registered under REACH, notified under CLP and if it has been reported as PBT/vPvB. If the substance is under REACH regulatory scrutiny, this has been reported as well. Technical function for each substance was derived from CosIng-database and information on uses was gathered from ECHA dissemination website.

The ECHA dissemination website, and the CosIng-database were consulted between 15 April 2019 and 07 June 2019, and on 10 October 2019.

ANNEX TO BACKGROUND DOCUMENT TO RAC AND SEAC OPINIONS ON  
D4, D5 and D6

**Table 35: Overview of potential alternatives in cosmetics**

Chemical / IUPAC / Names	INCI name	EC#	CAS#	*Registered under REACH	*Notified under CLP	Notified Classification (Most frequent)	PBT/vPvB?	Regulatory scrutiny	Technical function	Uses
Octamethyltrisiloxane / L3 / Trisiloxane	TRISILOXANE	203-497-4	107-51-7	Yes (8)	Yes (234)	Flam liq 3, Aquatic Chronic 1		In CoRAP: Suspected PBT/vPvB Consumer use Wide dispersive use	antifoaming and skin conditioning agent	This substance is used in the following products: washing & cleaning products and cosmetics and personal care products.
Hexamethyldisiloxane	DISILOXANE	203-492-7	107-46-0	Yes(40)	Yes (2515)	Flam liq 2, Aquatic acute		In CoRAP: Suspected CMR Consumer use High (aggregated) tonnage	antifoaming, skin conditioning	Cosmetics and personal care products, washing & cleaning products, coating products, inks and toners and polishes and waxes.
Silwax D02 / Alkyl Polydimethylsiloxane	ETHYL METHICONE	NA	63148-54-9	No	No	NA		No, however "There is insufficient information to establish whether there are any concerns relating to environmental hazards for ethyl methicone, although by analogy with the dimethicones, it could potentially have PBT-related concerns. " see other comments	emollient	Cosmetic
Propane, 2-methyl-, homopolymer	HYDROGENATED POLYISOBUTENE	609-879-0	40921-86-6	No	No	NA		No	emollient, skin conditioning, viscosity	Hydrogenated Polyisobutene functions as a skin-conditioning agent-

ANNEX TO BACKGROUND DOCUMENT TO RAC AND SEAC OPINIONS ON  
D4, D5 and D6

Chemical / IUPAC Names	INCI name	EC#	CAS#	* Registered under REACH	* Notified under CLP	Notified Classification (Most frequent)	PBT/VPvB?	Regulatory scrutiny	Technical function	Uses
	NE								controlling	emollient and nonaqueous viscosity-increasing agent with a wide range of uses in cosmetic formulations.
Hydrogenated polyisobutylene	HYDROGENATED POLYISOBUTENE									
Dec-1-Ene, Homopolymer, Hydrogenated Dec-1-Ene, Oligomers, Hydrogenated	HYDROGENATED POLYDECENE	500-183-1	68037-01-4	Yes(18)	Yes(287)	Asp Tox 1, Aquatic chronic 3		No	emollient, hair conditioning, masking, perfuming, skin conditioning, solvent	Lubricants and greases, adhesives and sealants and polishes and waxes.
Hydrocarbons, C6-20, Polymers, Hydrogenated	HYDROGENATED POLY(C6-20 OLEFIN)	614-968-2	69430-35-9	No	Yes (137)	Not classified		No	Abrasive, Viscosity controlling	Not found
2,2,4,6,6-Pentamethylheptane; Hydrocarbons, C4, 1,3-Butadiene-Free, Polymd., Triisobutylene Fraction, Hydrogenated	ISODODECAN E	250-816-8	31807-55-3	No	Yes(113)	Asp. Tox 1, Flam. Liq 3,		No	Emollient, perfuming, solvent	Not found

ANNEX TO BACKGROUND DOCUMENT TO RAC AND SEAC OPINIONS ON  
D4, D5 and D6

Chemical / IUPAC Names	INCI name	EC#	CAS#	*Registered under REACH	*Notified under CLP	Notified Classification (Most frequent)	PBT/vPvB?	Regulatory scrutiny	Technical function	Uses
Heptanoic Acid, Ester With 2,2-Dimethyl-1,3-Propanediol	NEOPENTYL GLYCOL DIHEPTANOATE	272-469-1	68855-18-5	Yes(2)	Yes(69)	Not classified		No	emollient, skin conditioning	washing & cleaning products, plant protection products, lubricants and greases, adhesives and sealants, polishes and waxes, fertilisers and coating products.
CONFIDENTIAL	CONFIDENTIAL	CONFIDENTIAL	CONFIDENTIAL	Yes(2)	Yes(67)	Flam liq 3, Eye irrit 2, skin irrit 2, STOT SE 3		In CoRAP: Suspected PBT/vPvB Wide dispersive use Substance evaluation expected to start in 2020	Hair conditioning, skin conditioning, solvent	Cosmetics and personal care products
CONFIDENTIAL	CONFIDENTIAL	CONFIDENTIAL	CONFIDENTIAL	Yes(1)	Yes(208)	Acute tox2, eye irrit 2, skin irrit 2, STOT SE 3, Aquatic Chronic 4		No	Antifoaming, hair conditioning, skin conditioning	Cosmetics and personal care products
Fatty Acids, C8-10, C12-18-Alkyl Esters	COCO-CAPRYLATE	306-082-7	95912-86-0	Yes(7)	Yes(86)	Not classified		No	emollient	Washing & cleaning products, plant protection products, lubricants and greases, adhesives and sealants, polishes and waxes, fertilisers and coating products.
Coconut alkanes	COCONUT ALKANES	NA	NA	No	No	NA		No	emollient, solvent	Not found

ANNEX TO BACKGROUND DOCUMENT TO RAC AND SEAC OPINIONS ON  
D4, D5 and D6

Chemical / IUPAC Names	INCI name	EC#	CAS#	* Registered under REACH	* Notified under CLP	Notified Classification (Most frequent)	PBT/vPvB?	Regulatory scrutiny	Technical function	Uses
Undecane	UNDECANE	214-300-6	1120-21-4	Yes(5)	Yes(313)	Asp tox 1.		No	emollient, skin conditioning	Fuels, perfumes and fragrances and cosmetics and personal care products
Tridecane	TRIDECANE	211-093-4	629-50-5	Yes(6)	yes(351)	asp tox 1, eye irrit 2, skin irrit 2, STOT SE 3, aquatic chronic 4		No	perfuming	Fuels, perfumes and fragrances and cosmetics and personal care products.
CONFIDENTIAL	CONFIDENTIAL	CONFIDENTIAL	CONFIDENTIAL							
Diocetyl Ether	DICAPRYLYL ETHER	211-112-6	629-82-3	Yes(7)	Yes(113)	Not classified		No	emollient, skin conditioning, solvent	Cosmetics and personal care products, washing & cleaning products, anti-freeze products, biocides (e.g. disinfectants, pest control products), coating products, fillers, putties, plasters, modelling clay, finger paints, lubricants and greases, polishes and waxes and perfumes and fragrances.
Carbonic Acid, Dicaprylyl Ester	DICAPRYLYL CARBONATE	434-850-2	1680-31-5	Yes(8)	Yes(74)	Not classified		No	emollient, skin conditioning	Cosmetics and personal care products, lubricants and greases, washing & cleaning products and perfumes and

ANNEX TO BACKGROUND DOCUMENT TO RAC AND SEAC OPINIONS ON  
D4, D5 and D6

Chemical / IUPAC Names	INCI name	EC#	CAS#	* Registered under REACH	* Notified under CLP	Notified Classification (Most frequent)	PBT/VPvB?	Regulatory scrutiny	Technical function	Uses
										fragrances
3-(Octanoyloxy) Propyl Octanoate	PROPANEDIOL DICAPRYLATE	700-003-3	56519-71-2	Yes(1)	Yes(1)	Not classified		No	emollient, solvent	Cosmetics and personal care products.
Quaternary ammonium compounds, benzyl(hydrogenated tallow alkyl)dimethyl, chlorides, compds. with hectorite	STEARALKONIUM HECTORITE	275-126-4	71011-26-2	No	Yes(1)	Not classified		No	Gel forming, viscosity controlling	Not found
Benzenemethanaminium, N,N-dimethyl-N-octadecyl-, chloride, reaction products with hectorite	STEARALKONIUM HECTORITE	305-633-9	94891-33-5	No	Yes(1)	Not classified		No	Gel forming, viscosity controlling	Not found
Propylene Carbonate	PROPYLENE CARBONATE	203-572-1	108-32-7	Yes(27)	Yes(29/30)	Harmonised, eye irrit 2.		No	Solvent, viscosity controlling	Coating products, plant protection products, cosmetics and personal care products and perfumes and fragrances.
D-Glucoside, Decyl	DECYL GLUCOSIDE	259-218-1	54549-25-6; 58846-77-8; 141464-42-8;	No	yes(18/9)	Not classified		No	Cleansing, emulsion stabilising, surfactant	Agricultural products (non-pesticidal) Cleaning and furnishing care products

ANNEX TO BACKGROUND DOCUMENT TO RAC AND SEAC OPINIONS ON  
D4, D5 and D6

Chemical / IUPAC Names	INCI name	EC#	CAS#	* Registered under REACH	* Notified under CLP	Notified Classification (Most frequent)	PBT/VPvB?	Regulatory scrutiny	Technical function	Uses
			68515-73-1							Fabric, textile, and leather products not covered elsewhere Laundry and dishwashing products Non-TSCA use Personal care products
Oleic Acid, Monoester With Glycerol	GLYCERYL OLEATE	247-038-6	25496-72-4 / 111-03-5	No	Yes(388)	Not classified		No	Emollient, Emulsifying, Perfuming	Surface-active agent in foods, pharmaceuticals and cosmetics, odorless base paints, in rust-preventive oils, textile finishing, and vinyl light stabilizers; flavoring ingredient
Fatty acids, macadamia nut-oil, esters	ETHYL MACADAMIAT E	606-769-4	214495-31-5	No	No	NA		No	Skin conditioning	Not found
Olive oil fatty acids, 2-octyldodecyl esters	OCTYLDODEC YL OLIVATE	NA	223706-58-9	No	No	NA		No	Skin conditioning	NA
Isodecyl isononoate (isodecyl isononanoate, ethylhexyl isononoate)										
2-Ethylhexyl	ETHYLHEXYL	275-637-2	71566-49-	No	Yes(39)	Not classified		No	emollient	Not found



ANNEX TO BACKGROUND DOCUMENT TO RAC AND SEAC OPINIONS ON  
D4, D5 and D6

Chemical / IUPAC Names	INCI name	EC#	CAS#	*Registered under REACH	*Notified under CLP	Notified Classification (Most frequent)	PBT/VPvB?	Regulatory scrutiny	Technical function	Uses
Isononanoate	ISONONANOATE		9		9)					
Isoodecyl Pivalate	ISODECYL NEOPENTANOATE	262-108-6	60209-82-7	Yes(3)	Yes(45)	Aquatic chronic 1, aquatic chronic 3		No	emollient, skin conditioning	Lubricants and greases, cosmetics and personal care products, coating products and polymers.
Bis-Behenyl/Isostearyl/Phytosteryl Dimer Dilinoleyl Dimer Dilinoleate	BIS-BEHENYL/ISO STEARYL/PHYTOSTERYL DIMER DILINOLEYL DIMER DILINOLEATE	NA	654651-30-6	No	No	NA		No	Emollient ,hair conditioning, Skin conditioning, viscosity controlling	
Carboxylic Acids, C6-8-Neo-, Esters With Polypropylene Glycol Monomyristyl Ether	PPG-3 MYRISTYL ETHER NEOHEPTANOATE	NA	325726-83-8	No	No	NA		No	Emollient, skin conditioning	
Isooctadecyl Pivalate, Propanoic acid, 2,2-dimethyl-, isooctadecyl ester	ISOSTEARYL NEOPENTANOATE	261-521-9	58958-60-4	yes(6)	yes(102)	Not classified		No	Binding, emollient, skin conditioning	Washing & cleaning products, air care products, lubricants and greases and polishes and waxes.
Hydrocarbons, C11 - C13, Isoalkanes,	C11-13 ISOPARAFFIN	807-714-9	246538-78-3	No	yes(341)	Asp tox 1		No	Solvent	Not found

ANNEX TO BACKGROUND DOCUMENT TO RAC AND SEAC OPINIONS ON  
D4, D5 and D6

Chemical / IUPAC Names	INCI name	EC#	CAS#	* Registered under REACH	* Notified under CLP	Notified Classification (Most frequent)	PBT/VPvB?	Regulatory scrutiny	Technical function	Uses
<2% Aromatics										
Hydrocarbons, C4, 1,3-Butadiene-Free, Polymd., Tetraisobutylene Fraction, Hydrogenated	ISOHEXADECANE	297-628-2	93685-80-4	Yes(3)	yes(107)	Asp tox 1, acute tox. 4		No	emollient, skin conditioning, solvent	Anti-freeze products, biocides (e.g. disinfectants, pest control products), coating products, fillers, putties, plasters, modelling clay, finger paints and lubricants and greases.
Poly(Dimethyl siloxane)	DIMETHICONSIL	615-070-3	70131-67-8	no	yes(535)	Not classified		No	antifoaming, emollient, moisturising	Not found
Dimethiconol	DIMETHICONSIL	608-658-6	31692-79-2	no	yes(27)	Aquatic chronic 2		No	antifoaming, emollient, moisturising	Not found
Dimethicone, Dimeticone, Dimeticonum	DIMETHICONE	618-433-4	9006-65-9	No	Yes(163)	Not classified		No	Antifoaming, emollient, skin conditioning, skin protecting	Not found
Dimethyl Siloxane	DIMETHICONE	613-156-5	63148-62-9	no	yes (1298)	Not classified		No	Antifoaming, emollient, skin conditioning, skin protecting	Not found
2,2-Dimethylpropane-1,3-Diyl 2-	NEOPENTYL GLYCOL DIETHYLHEXA	249-060-1	28510-23-8	yes(9)	yes(23)	Not classified		No	emollient skin	Lubricants and greases and cosmetics and

ANNEX TO BACKGROUND DOCUMENT TO RAC AND SEAC OPINIONS ON  
D4, D5 and D6

Chemical / IUPAC Names	INCI name	EC#	CAS#	* Registered under REACH	* Notified under CLP	Notified Classification (Most frequent)	PBT/VPvB?	Regulatory scrutiny	Technical function	Uses
Ethylhexanoate	NOATE								conditioning	personal care products.
Ethanaminium, N,N,N-Trimethyl-2-[(2-Methyl-1-Oxo-2-Propen-1-yl)Oxy]-, Chloride (1:1), Homopolymer	POLYQUATERNIUM-37	607-876-9	26161-33-1	No	Yes(126)	Aquatic chronic 2		No	Antistatic, film forming	Not found
Alkylpolyglycoside C10-16, D-Glucose homopolymer, dodecyl ether	LAURYL GLUCOSIDE	600-975-8	110615-47-9	Yes(18)	Yes(773)	Skin irrit 2, eye dam 1		No	Cleansing, surfactant	Washing & cleaning products, coating products, fillers, putties, plasters, modelling clay, lubricants and greases, adhesives and sealants, fertilisers, fuels, air care products, polishes and waxes and finger paints.
1-Phenylmethoxypropan-2-yl 2-Ethylhexanoate	PPG-3 BENZYL ETHER ETHYLHEXANOATE	NA	NA	No	No	NA		No	Emollient, hair conditioning, plasticiser	NA
Poly[Oxy(Methyl-1,2-Ethanediy)],Al pha-(1-Oxotetradecyl)-Theta-Phenoxy	PPG-3 BENZYL ETHER MYRISTATE	NA	642443-86-5	No	No	NA		No	Emollient, plasticiser, solvent, uv absorber	NA

ANNEX TO BACKGROUND DOCUMENT TO RAC AND SEAC OPINIONS ON  
D4, D5 and D6

Chemical / IUPAC Names	INCI name	EC#	CAS#	* Registered under REACH	* Notified under CLP	Notified Classification (Most frequent)	PBT/VPvB?	Regulatory scrutiny	Technical function	Uses
2-Propylheptyl Octanoate	PROPYLHEPTYL CAPRYLATE	485-390-4	868839-23-0	Yes(1)	Yes(1)	Not classified		No	Emollient	Washing & cleaning products and cosmetics and personal care products.
Speciality alkanes										
Poly(oxy-1,2-ethanediyl), .alpha.-octadecyl-omega-octadecyloxy- (4 mol EO average molar ratio)	PEG-4 DISTEARYL ETHER	NA	NA	No	No	NA		No	Hair conditioning, opacifying, plasticiser, skin conditioning	NA
2-Dodecoxyethyl Hydrogen Sulfate	SODIUM LAURETH SULFATE	221-416-0	3088-31-1	Yes(1)	Yes(143)	Skin irrit 2, eye dam 1, Skin sens 1		No	Cleansing, emulsifying, foaming, surfactant	ECHA has no public registered data indicating whether or in which chemical products the substance might be used.
Alcohols, C12-14, ethoxylated, sulfates, sodium salts	SODIUM LAURETH SULFATE	500-234-8	68891-38-3	Yes(73)	Yes(1355)	Skin irrit 2, Eye Dam 1, Aquatic Chronic 3		No	Cleansing, emulsifying, foaming, surfactant	Washing & cleaning products, adhesives and sealants and fillers, putties, plasters, modelling clay.
Alcohols, C10-16, ethoxylated, sulfates, sodium salts	SODIUM LAURETH SULFATE	500-223-8	68585-34-2	No	Yes(1206)	Skin irrit 2, eye Irrit 2, Eye Dam 1, Aquatic chronic 3		No	Cleansing, emulsifying, foaming, surfactant	NA

ANNEX TO BACKGROUND DOCUMENT TO RAC AND SEAC OPINIONS ON  
D4, D5 and D6

Chemical / IUPAC Names	INCI name	EC#	CAS#	*Registered under REACH	*Notified under CLP	Notified Classification (Most frequent)	PBT/VPvB?	Regulatory scrutiny	Technical function	Uses
Ethanol, 2-(2-ethoxyethoxy)-, 2''-[(C12-15-branched and linear alkyl)oxy] derivs., hydrogen sulfates, sodium salts	SODIUM LAURETH SULFATE	293-918-8	91648-56-5	No	Yes(33)	Skin irrit 2, Eye Dam 1, Aquatic chronic 3		No	Cleansing, emulsifying, foaming, surfactant	NA
Diocetyl Ether	DISTEARYL ETHER	228-567-1	6297-03-6	Yes(2)	yes(68)	Not classified		No	skin conditioning	Cosmetics and personal care products, coating products, inks and toners, lubricants and greases, perfumes and fragrances, pharmaceuticals and polishes and waxes.
2-Ethylhexyl Palmitate; Hexadecanoic acid, 2-ethylhexyl ester; Octyl palmitate	ETHYLHEXYL PALMITATE	249-862-1	29806-73-3	Yes(42)	Yes(415)	Not classified		No	Emollient, perfuming	Washing & cleaning products, adhesives and sealants, lubricants and greases, polymers, textile treatment products and dyes, plant protection products and polishes and waxes.
2-Ethylhexyl Stearate	ETHYLHEXYL STEARATE	244-754-0	22047-49-0	Yes(7)	Yes(569)	Not classified		No	Emollient	Washing & cleaning products, polymers, adhesives and sealants, textile treatment products and dyes, lubricants

ANNEX TO BACKGROUND DOCUMENT TO RAC AND SEAC OPINIONS ON  
D4, D5 and D6

Chemical / IUPAC Names	INCI name	EC#	CAS#	* Registered under REACH	* Notified under CLP	Notified Classification (Most frequent)	PBT/vPvB?	Regulatory scrutiny	Technical function	Uses
										and greases, plant protection products and pH regulators and water treatment products.
Hydrogenated olive oil unsaponifiables	HYDROGENATED OLIVE OIL UNSAPONIFIABLES	NA	NA	No	No	NA		No	Emollient, hair conditioning, skin conditioning	Not found
Glycerides, Mixed Decanoyl And Octanoyl	CAPRYLIC/CAPRIC TRIGLYCERIDE	277-452-2	73398-61-5	Yes(62)	Yes(538)	Not classified		No	Masking, perfuming, skin conditioning	Washing & cleaning products, lubricants and greases, adhesives and sealants, polishes and waxes, fertilisers, coating products and air care products
Hydrogenated Ethylhexyl Oliviate	HYDROGENATED ETHYLHEXYL OLIVATE	NA	NA	No	No	NA		No	Emollient, skin conditioning	
Refined broccoli seed oil	BRASSICA OLERACEA ITALICA SEED OIL	NA	223749-36-8	No	No	NA		No	emollient, hair conditioning, skin conditioning	Cosmetics (hair products, skin products and make-up)
Sibrid Tm-031; Trisiloxane, 1,1,1,3,5,5,5-heptamethyl3-propyl	PROPYL TRISILOXANE	NA	29054-80-6	No	No	NA		No	emollient, hair conditioning, masking, perfuming, skin	

ANNEX TO BACKGROUND DOCUMENT TO RAC AND SEAC OPINIONS ON  
D4, D5 and D6

Chemical / IUPAC Names	INCI name	EC#	CAS#	* Registered under REACH	* Notified under CLP	Notified Classification (Most frequent)	PBT/VPvB?	Regulatory scrutiny	Technical function	Uses
									conditioning, solvent	
Stearyl/Octyl dodecyl Citrate Crosspolymer	STEARYL/OCTYLDODECYL CITRATE CROSSPOLYMER	NA	NA	No	No	NA		No	humectant	
Tetraglyceryl Monooleate	POLYGLYCERYL-4 OLEATE	618-437-6	9007-48-1 / 71012-10-7	No	Yes(58)	Skin irrit 2, eye irrit 2		no	Emulsifying	
Glyceryl Monoolivate	GLYCERYL OLIVATE	NA	NA	No	No	NA		No	Emollient, emulsifying, skin conditioning, surfactant	
Hydrogenated Rapeseed Alcohol	HYDROGENATED RAPESEED ALCOHOL	NA	NA	No	No	NA		No	Emollient, hair conditioning, skin conditioning, viscosity controlling	
Isoamyl Cocoate	ISOAMYL COCOATE	NA	NA	No	No	NA		No	NA	NA
Hydrogenated Olive Oil	HYDROGENATED OLIVE OIL	NA	226993-75-5	No	No	NA		No	Skin conditioning, viscosity controlling	
Squalane (2,6,10,15,19,23-Hexamethyltetracosane)	SQUALANE	203-825-6	111-01-3	Yes(13)	Yes(230)	Not classified		No	Emollient, hair conditioning, refatting, skin	

ANNEX TO BACKGROUND DOCUMENT TO RAC AND SEAC OPINIONS ON  
D4, D5 and D6

Chemical / IUPAC Names	INCI name	EC#	CAS#	* Registered under REACH	* Notified under CLP	Notified Classification (Most frequent)	PBT/vPvB?	Regulatory scrutiny	Technical function	Uses
)									conditioning	
Castor Oil, Hydrogenated	HYDROGENATED CASTOR OIL	232-292-2	8001-78-3	Yes(47)	Yes(59)	Not classified		No	Emollient, emulsifying, skin conditioning, surfactant, viscosity controlling	Washing & cleaning products, lubricants and greases, adhesives and sealants, polishes and waxes, fertilisers and coating products.
Siloxanes And Silicones, Di-Me, Me 3- [(2,2,6,6-Tetramethyl-4-Piperidinyloxy)Propyl	PROPOXYTETRAMETHYL PIPERIDINYLDIMETHICONE	NA	171543-65-0	No	No	NA		No	Hair conditioning	
2-Ethylhexan-1-ol	HYDROGENATED ETHYLHEXYLOLIVATE	203-234-3	104-76-7	Yes(38)	Yes(209)	Not harmonised, eye irrit 2, skin irrit 2, acute tox 4, STOT SE 3		Concluded Corap: <a href="https://echa.europa.eu/fi/information-on-chemicals/evaluation/community-rolling-action-plan/corap-table-/dislist/details/0b0236e18070be27">https://echa.europa.eu/fi/information-on-chemicals/evaluation/community-rolling-action-plan/corap-table-/dislist/details/0b0236e18070be27</a>	Emollient, Skin conditioning	Fuels, biocides (e.g. disinfectants, pest control products) and lubricants and greases
2,6,10-Trimethyldodecane	HYDROGENATED FARNESENE	622-542-2	3891-98-3	Yes(2)	Yes(40)	Asp tox 1, aquatic chronic 4		In CoRAP: Suspected Mutagenic Suspected PBT/vPvB Suspected Sensitiser Consumer use	emollient, skin conditioning, solvent	Cosmetics and personal care products, fuels and perfumes and fragrances.



ANNEX TO BACKGROUND DOCUMENT TO RAC AND SEAC OPINIONS ON  
D4, D5 and D6

Chemical / IUPAC Names	INCI name	EC#	CAS#	* Registered under REACH	* Notified under CLP	Notified Classification (Most frequent)	PBT/VPvB?	Regulatory scrutiny	Technical function	Uses
								Exposure of environment Exposure of workers		
Bis(2-Propylheptyl) Carbonate	DIPROPYLHEPTYL CARBONATE	627-085-2	1238449-42-7	Yes(1)	Yes(1)	Not classified		No	Emollient, Skin conditioning	Washing & cleaning products and cosmetics and personal care products.
Alcohol, Ethanol	ALCOHOL	200-578-6	64-17-5	Yes(629)	Yes(9763)	Harmonised for Flam Liq 2		No	Antifoaming, antimicrobial, astringent, masking, solvent, viscosity controlling	fuels, coating products, inks and toners, anti-freeze products, washing & cleaning products, biocides (e.g. disinfectants, pest control products), adhesives and sealants and leather treatment products.
Canola oil	CANOLA OIL	601-748-6	120962-03-0	No	Yes(429)	Not classified		No	Emollient, skin conditioning	
Sodium Ethanolate	Not found	205-487-5	141-52-6	Yes(4)	Yes(271)	Harmonised: Self heat 1, Skin corr 1b		No	NA	NA
Polysilicone-22	POLYSILICON E-22	See "Other comments"	NA	No	No	NA		No	Not reported, viscosity controlling	
Polymethyl Silsesquioxane	POLYMETHYLSILSESQUIOXANE	614-610-5	68554-70-1	No	yes(37)	Not classified		No	Opacifying	

ANNEX TO BACKGROUND DOCUMENT TO RAC AND SEAC OPINIONS ON  
D4, D5 and D6

Chemical / IUPAC Names	INCI name	EC#	CAS#	*Registered under REACH	*Notified under CLP	Notified Classification (Most frequent)	PBT/VPvB?	Regulatory scrutiny	Technical function	Uses
Dimethicone/vinyl dimethicone crosspolymer	DIMETHICONE /VINYL DIMETHICONE CROSSPOLYMER	NA	243137-53-3	No	No	NA		No	Viscosity controlling	Cosmetics
POLYSILICONE-34	POLYSILICONE-34	NA	NA	No	No	NA		No	Hair conditioning, Skin conditioning	
3,5,5-Trimethylhexyl 3,5,5-Trimethylhexanoate	ISONONYL ISONONANOATE	261-665-2	59219-71-5	Yes(13)	yes(118)	Not classified		No	Antistatic, emollient, skin conditioning	Washing & cleaning products, lubricants and greases, air care products, coating products, polishes and waxes and polymers.
Xanthan Gum, gummixanthanum	XANTHAN GUM	234-394-2	11138-66-2	No	Yes(1391)	Not classified		no	Binding, emulsifying, emulsion stabilising, gel forming, skin conditioning, surfactant, viscosity controlling	
Lecithin	LECITHIN	232-307-2	8002-43-5	No	Yes (1268)	Not classified		No	Antistatic, emollient, emulsifying, skin conditioning	
Lecithin	LECITHIN	310-129-7	8030-76-0	No	Yes(398)	Not classified		No	Antistatic, emollient, emulsifying,	

ANNEX TO BACKGROUND DOCUMENT TO RAC AND SEAC OPINIONS ON  
D4, D5 and D6

Chemical / IUPAC Names	INCI name	EC#	CAS#	* Registered under REACH	* Notified under CLP	Notified Classification (Most frequent)	PBT/vPvB?	Regulatory scrutiny	Technical function	Uses
									skin conditioning	
Scleroglucan	SCLEROTIUM GUM	254-464-6	39464-87-4	No	Yes(32)	Not classified	No	No	Emulsion stabilising, skin conditioning, viscosity controlling	
Pullulan	PULLULAN	232-945-1	9057 02 7	No	Yes(11)	Not classified	No	No	Binding, film forming	
Lactobacillus/ Arundinaria Gigantea Ferment Filtrate	LACTOBACILLUS/ARUNDINARIA GIGANTEA FERMENT FILTRATE	NA	NA	No	No	NA	No	No	Film forming, hair conditioning, skin conditioning	
Leuconostoc/Radish Root Ferment Filtrate	LEUCONOSTOC/RADISH ROOT FERMENT FILTRATE	NA	NA	No	No	NA	No	No	Antidandruff, Antimicrobial	
Sunflower Oil	Helianthus Annuus Seed Oil is the oil expressed from the seeds of the Sunflower, Helianthus annuus L., Compositae	232-273-9	8001-21-6	No	Yes(958)	Not classified	No	No	Emollient, skin conditioning, masking	
Safflower Oil	CARTHAMUS TINCTORIUS SEED OIL	232-276-5	8001-23-8	No	Yes(884)	Not classified	No	No	Masking, skin conditioning	

ANNEX TO BACKGROUND DOCUMENT TO RAC AND SEAC OPINIONS ON  
D4, D5 and D6

Chemical / IUPAC Names	INCI name	EC#	CAS#	* Registered under REACH	* Notified under CLP	Notified Classification (Most frequent)	PBT/vPvB?	Regulatory scrutiny	Technical function	Uses
1,3 Butadiene/Styrene Copolymers	STYRENE/BUTADIENE COPOLYMER	NA	9003-55-8	No	Yes(270)	Not classified		No	Opacifying	
Orbignya Speciosa Kernel Oil	ORBIGNYA SPECIOSA KERNEL OIL	NA	NA	No	No	NA		No	Emollient	
Fats And Glyceridic Oils, Astrocaryum Murumuru	ASTROCARYUM MURUMURU SEED BUTTER	609-150-7	356065-49-1;906350-19-4	No	Yes(29)	Not classified		No	Emollient, skin conditioning	
3-Methylbutan-1-ol	ISOAMYL ALCOHOL	204-633-5	123-51-3	yes(10)	yes(1675)	Flam liq 3, STOT SE 3, Acute tox 4		In CoRAP: Suspected Carcinogenic, Suspected Reprotoxic, Suspected Sensitiser, Consumer use and Exposure of workers	flavouring, perfuming	Lubricants and greases, adhesives and sealants, polishes and waxes, anti-freeze products, coating products, finger paints, perfumes and fragrances, washing & cleaning products and cosmetics and personal care products.
Lauric/cocoic acid(isoamyl alcohol, lauric/cocoic acid, end-product isoamyl cocoate)	Not found									
2-Propylheptyl Octanoate	PROPYLHEPTYL CAPRYLATE	485-390-4	868839-23-0	Yes(1)	Yes(1)	Not classified		No	Emollient	Washing & cleaning products and

ANNEX TO BACKGROUND DOCUMENT TO RAC AND SEAC OPINIONS ON  
D4, D5 and D6

Chemical / IUPAC Names	INCI name	EC#	CAS#	* Registered under REACH	* Notified under CLP	Notified Classification (Most frequent)	PBT/vPvB?	Regulatory scrutiny	Technical function	Uses
										cosmetics and personal care products.
octyl octanoate, Caprylyl Caprylate/Caprate, Octanoic acid, octyl ester	CAPRYLYL CAPRYLATE/CAPRYLATE	218-980-5	2306-88-9	Yes (1)	Yes (138)	Not classified		No	Emollient, Skin conditioning	Cosmetics
Dodecane, 2,6,10-trimethyl-, Farnesane, Trimethyldodecane	Hydrogenated Farnesene	622-542-2	3891-98-3	Yes (2)	Yes (39)	Asp tox 1		In CoRAP: Substance evaluation to start in 2020 (group of concern: suspected mutagenic, PBT/vPvB and sensitiser)	Emollient, Skin conditioning, Solvent	Cosmetics
Hydrocarbons, C13-C16, n-alkanes, isoalkanes, cyclics, < 0.03% aromatics	C13-15 ALKANE	934-954-2	64742-46-7	Yes (1)	Yes (3)	Asp tox 1		No	Solvent	Cosmetics (decorative cosmetic, hair care, skin care, sun care)
Hydrocarbons, C15-C20, n-alkanes, isoalkanes, cyclics, < 0.03% aromatics	C15-19 ALKANE	934-956-3	64742-46-7	Yes (1)	Yes (2)	Asp tox 1		No	Solvent	Cosmetics
Pentadecane	PENTADECANE	211-098-1	629-62-9	Yes (1)	Yes	Asp tox 1		No	Perfuming,	

ANNEX TO BACKGROUND DOCUMENT TO RAC AND SEAC OPINIONS ON  
D4, D5 and D6

Chemical / IUPAC Names	INCI name	EC#	CAS#	* Registered under REACH	* Notified under CLP	Notified Classification (Most frequent)	PBT/VPvB?	Regulatory scrutiny	Technical function	Uses
-	TRIDECANE AND PENTADECANE	-	-	-	-	Asp tox 1		No	Emollient, Perfuming, Emollient	Body lotion, face cream, sunscreen, liquid foundation, lipstick, hair care, antiperspirants and deodorants
Dodecane	DODECANE	203-967-9	112-40-3	Yes (7)	Yes (927)	Asp tox 1				Perfuming, Hair care, Deodorant (stick, roll-on), fuels, Adhesives and sealants, coating products, metal surface treatment products, heat transfer fluids, hydraulic fluids, laboratory chemicals, metal working fluids and washing & cleaning products

Sources: (Woodruff, 2018), (AMEC, 2017), #2145, and #2672

\*: the number in brackets indicates the number of registration or C&L notification indicated on ECHA Dissemination website, when the information was collected. These numbers will vary over the time.

## ANNEX TO BACKGROUND DOCUMENT TO RAC AND SEAC OPINIONS ON D4, D5 and D6

The following analysis can be drawn from this overview table:

- **REACH Registraton:** out of the 100 entries, 59 were not registered under REACH whilst 41 were. Among the registered substances, no registrant has indicated a potential PBT/vPvB concern.
- **CLP notifications:** out of the 100 entries, 68 have been notified to the C&L inventory. 38 of these have no hazardous classification report ('Not classified'). The remaining 30 substances have been notified with some specific hazard classification. Only the most frequently notified classification has been reported in Table 35. It should also be noted that the validity of the self-classifications notified to the C&L inventory is unknown. In the absence of other information, the Dossier Submitter has taken into account the lead registrant's self-classification. These were, however, not differentiated in this review.
- **Harmonised classification (CLP – Annex VI):** out of the 100 entries, three substances have a harmonised C&L under the CLP Regulation. All of them are part of a mixture, so no conclusion can be drawn regarding the hazardousness of the mixture. Those substances are: (i) *Propylene carbonate* (EC: 203-572-1; in a mixture of dicaprylyl carbonate, dtearalkonium hectorite and propylene carbonate) which is classified as eye irrit. 2 (ii) *Ethyl alcohol* (EC: 200-578-6; in a mixture of ethyl alcohol, sodium ethylate and fatty acids from sunflower, macadamia, meadowfoam and canola oils) which is classified as flam. liq 2, and (iii) *Sodium ethanolate* (EC: 205-487-5; in a mixture of ethyl alcohol, sodium ethylate and fatty acids from sunflower, macadamia, meadowfoam and canola oils) which is classified as self heat. 1 and skin corr. 1b.
- **Corap listing:** out of 100 entries, 6 substances are currently under Regulatory scrutiny

### C.2.3. Conclusions

Based on the information available, no one-for-one, drop-in alternatives to D4, D5 and D6 appear to be available. Replacing D4, D5 and D6 would require products to be reformulated. A range of substances that could function as potential alternatives in reformulations have been identified and have either already been deemed suitable (a minority) or are being subjected to further testing (the majority). More alternatives have already been identified for some product groups (e.g. make-up, lipsticks, skin-care products), than for others (e.g. deodorants/antiperspirants, sun protection/tanning products).

The alternatives have different profiles with regards to environmental risks, with some having potentially similar environmental concerns as D4, D5 and D6. As for health and safety risks, some appear to pose safety concerns to workers due to being highly flammable. However, many of the alternatives appear to have no health and safety concerns and are of less environmental concern than D4, D5 and D6.

In general, availability of the identified alternatives did not appear to be an issue. Most of them, however, seem to be more expensive than D4, D5 and D6. Some were reported to have similar prices, but more were reported to be more expensive. It should be noted, however, that for those alternatives that end up being used, an increased volume produced may allow for economies of scale and thus lower costs. Any costs associated with increased raw material prices also appear to be considered minor in comparison to reformulation costs.

ANNEX TO BACKGROUND DOCUMENT TO RAC AND SEAC OPINIONS ON  
D4, D5 and D6

A wide range of price differentials were reported, and without a better understanding of which alternatives will actually be used (and different ones would be expected to be used for different products), the Dossier Submitter is not able to reliably estimate the likely average price differential for the alternatives. A conservative assumption that the alternatives will be twice as expensive as D4, D5 and D6 has been used as a central estimate in the analysis, and sensitivity analysis regarding this assumption is presented in Annex D.

The evidence available suggests that substitution of D4, D5 and D6 with alternatives is both technically and economically feasible for many cosmetics, although it is possible that it would not be viable for some specific products. Efforts seem to be underway already.

DRAFT



## Appendix C.1. Differentiation between uses at industrial sites and uses by professional workers

The information below is extracted from the ECHA Guidance R.12 on Use description (ECHA, 2015).

The REACH legal text differentiates between industrial and professional use [activity] in definitions 13, 25 and 35, as well as section 6 of Annex VI. In Annex XVII also the terms 'industrial installation' and activity of a 'professional outside industrial installations' are used. However, no detail is given on the difference between the two and clarification is needed to support companies in this decision.

The terminology 'industrial' and 'professional' is used in two different contexts:

- To differentiate between life cycle stages
- To define the level of occupational health and safety management systems applied in companies<sup>4</sup>

It is recommended to understand the concept 'professional' as a characteristic to distinguish between use: i) at industrial sites and ii) uses outside industrial sites (but not consumers or general public). This will lead to different life cycle stages in terms of use description.

The following table provides a non-exhaustive list of characteristics associated with industrial sites and professional activities outside industrial sites, and can be used in a weight of evidence approach to determine whether a use is considered: as 'use at industrial site' or as a 'widespread use by professional workers'.

**Table 36: Characteristics helping in differentiating between industrial sites and professional activities outside industrial sites and relation with the life cycle stages**

	Use at industrial site	Widespread use by professional workers
REACH Legal text	Industrial use (activity)	Professional use (activity)
Number of places where substance is used (at EU level)	Low to high	High
Number of persons potentially in contact (at EU level)	Low to high	High
Type of enterprises, type of business, examples	Production sites Large construction sites Large maintenance/repair and service sites	Services (mobile or stationary micro sites), administration, education, small building and construction works
Number of users/enterprises proportional to size of municipality by inhabitants	No	Yes
Activity requiring a permit according to the Industrial Emissions Directive (IED)	Often yes	Usually not
Availability of capital intensive equipment for automation and engineering controls	Often yes	Usually not, but can be
Amount of processed chemicals	Low to high	Low

<sup>4</sup> This is called industrial/professional 'settings' in ECETOC TRA

ANNEX TO BACKGROUND DOCUMENT TO RAC AND SEAC OPINIONS ON  
D4, D5 and D6

	Use at industrial site	Widespread use by professional workers
per single enterprise/actor		
Connection to public sewer	Often yes, sometimes not	Yes
Tonnage reference for local environmental assessment	Tonnage for one representative industrial site per use (industrial point source)	Tonnage per use proportional to 10,000 inhabitants (municipal point source)

**Examples:**

The following list includes typical examples for business involving chemicals which would be considered as 'widespread use by professional workers':

- Building and construction business with broad variety of activities (mostly micro companies)
- Maintenance services for office/household equipment
- Indoor cleaning services for all kind of buildings
- Facade cleaning services
- Car wash and other car care services
- Hairdressing and other beauty services
- Health care services

Typical examples for business involving chemicals which would be considered as 'uses at industrial site' are:

- Production of cars and other vehicles
- Production of paper
- Textile dyeing and finishing
- Production of semiconductors

There are also cases which are considered 'borderline' i.e. it is more difficult to conclude on their Life cycle stage. Some examples have been listed below including some possible approaches:

- **Industrial cleaning services carried out by small or large, well-trained or less trained service providers.** This can include tank-cleaning, boiler cleaning, cleaning of machinery, etc. at industrial sites. This case should be regarded as a 'use at industrial site' regardless if the actual work is carried out by employees of the site or by external service providers. The resulting releases will be from the site where the cleaning operation takes place;
- **Workshops for car repair and finishing.** The sites may be small but could be also large. The predominant characteristic of the business is the huge number of small enterprises and the correlation to the municipal infrastructure (population density) so they should be reported as 'widespread use by professional workers'. In some cases, the workers' protection standards under which these businesses operate are similar to those of the car industry. This can be reflected when performing the human health exposure assessment by e.g. selecting the conditions of uses corresponding to 'industrial' settings;
- **Consumer textile cleaning with solvents and other heavy duty or specialised chemicals in micro-workshops.** The predominant characteristic of the business are the small size of the enterprises and the correlation to the municipal infrastructure so they should be considered as 'widespread use by

ANNEX TO BACKGROUND DOCUMENT TO RAC AND SEAC OPINIONS ON  
D4, D5 and D6

professional workers', even though a high level of engineering control may be applied;

- **Large sites for water based washing/cleaning of textiles used in industry (cleaning wipes and work wear).** These should be considered as 'uses at industrial sites'. The number does not correspond to the size of the municipality as few large sites normally serve a bigger region. Extensive and site-specific treatment infrastructure for wastewater and waste are normally present;
- **Large sites for maintenance and repair related to public transport infrastructure (trains, airports/harbours).** These cases should be considered as 'uses at industrial sites'. The structure of the service for trains, ships and planes does not correlate with the municipal infrastructure. Sites for maintenance of buses and trams are more closely related to the municipal infrastructure. Nevertheless usually their size is sufficiently big to treat them as an industrial site.

With regards to the use of the terms 'industrial' and 'professional' in the context of human health exposure assessment, they flag the occupational conditions under which the workers use a substance or product. In general, it is assumed that 'industrial' conditions are associated with training of workers, proper work instructions and supervision. The use of exposure assessment models can result in different exposure estimates depending on the type of conditions selected (industrial or professional) e.g industrial conditions may assume a higher level of effectiveness for RMM.

Actually, a use can take place 'at industrial site', but for workers exposure assessment a lower effectiveness of RMM may be assumed ('professional setting'), as for example when workers from a contractor cleaning machinery between shifts in an industrial site. There may also be uses where the opposite is the case, well trained, instructed and equipped mobile services with chemicals (e.g. biocides).

The table below illustrates the two aspects and how they relate to each other in different examples.

**Table 37: Illustration of life cycle versus operational health and safety management systems**

Life cycle stage	Occupational health and safety management system	Example
<b>Use at industrial site</b>	Advanced (‘industrial conditions’ or similar)	Use of substance as intermediate in manufacturing process
	Basic (‘professional conditions’)	Contractors working in an industrial site on cleaning tasks
<b>Widespread use by professional workers</b>	Advanced (‘industrial conditions’ or similar)	Application of biocidal products by specialised companies
	Basic (‘professional conditions’)	Self-employed painter painting in private households

## Annex D: Assumptions, uncertainties and sensitivities

### D.1. Exposure assessment: sensitivity analysis

This section explores the sensitivity of key input parameters to the calculation of the releases estimates. The sensitivity has been explored by the Dossier Submitter with a simple quantitative manner.

#### D.1.1. Effect of WWTP connection rate

As explained in section B.4.2.5, the Dossier Submitter has used the latest information available regarding the connection rate to waste water treatment plants (WWTP) in Europe, i.e. 90% connection rate instead of 80%.

A 10% improvement in the connection rate is leading to ca. 45 % reduction in surface water emissions, and less than 1 % reduction in overall emission (water+air) as shown in Table 38.

**Table 38: Sensitivity analysis - effect of the WWTP connection rate**

Use	Tonnage	80% WWTP connection rate		90% WWTP connection rate	
		Low scenario <i>(Emissions to water only) [tpa]</i>	High scenario <i>(Emissions to all compartments) [tpa]</i>	Low scenario <i>(Emissions to water only) [tpa]</i>	High scenario <i>(Emissions to all compartments) [tpa]</i>
Leave-on cosmetics	17000	13 - 91	16440 - 16647	7 - 50	16399 - 16641
Pharmaceutical products and medical devices	350	11 - 21	283 - 310	6 - 11	273 - 305
Wash-off cosmetics	200	22 - 38	72 - 124	12 - 20	55 - 114
Detergents, household care and vehicle maintenance products	90	7 - 12	55 - 69	3 - 6	50 - 66
Dry cleaning	50	0 - 0	46 - 46	0 - 0	46 - 46
Cleaning of art and antiques	0.3	0 - 0	0 - 0	0 - 0	0 - 0
Formulations	-	0 - 2	5 - 9	0 - 1	5 - 8
Presence of impurities in silicone polymers	1612.5	47 - 90	637 - 729	26 - 50	597 - 707
Presence of impurities in silicone polymers used in cosmetics	637.5	11 - 22	577 - 600	6 - 12	567 - 595
<b>All uses (including silicone polymers)</b>	<b>19946.3</b>	<b>114 - 279</b>	<b>18119 - 18538</b>	<b>63 - 153</b>	<b>17994 - 18485</b>

In conclusion, the WWTP connection rate is a sensitive parameter for the calculation of the releases to surface water. On the other hand, the effect on the estimated overall releases (air+water) is negligible.

#### D.1.2. Effect of WWTP efficiency

As explained in section B.9.2.5, the Dossier Submitter has used the latest version of SimpleTreat (RIVM, 2015) in order to assess the fate of D4, D5 and D6 in waste water treatment plants, and estimate the emissions from waste water treatment plants (WWTP)

ANNEX TO BACKGROUND DOCUMENT TO RAC AND SEAC OPINIONS ON  
D4, D5 and D6

and the exposure in surface water. The version 4.0 of SimpleTreat is a revision of SimpleTreat 3.1 which supported the chemical act 25 years ago in the Netherlands and later in the European Union (EU). According to RIVM, 'the revision was necessary to account for recent scientific insights with respect to behaviour of the chemical in domestic sewage and activated sludge'.

As shown in Table 39, the WWTP efficiency rate has improved between the two versions by 1 % for D4, 3% for D5 and 5% for D6.

**Table 39: Sensitivity analysis - comparison between SimpleTreat v3.1 and v4.0**

	SimpleTreat v3.1			SimpleTreat v4.0		
	D4	D5	D6	D4	D5	D6
Efficiency of the WWTP (i.e. removal of substance)	96%	95%	93%	97%	98%	98%
Release directed to air at the WWTP	48%	22%	8%	49%	23%	9%
Release directed to sludge at the WWTP	48%	73%	85%	48%	75%	89%

Source: calculation made with SimpleTreat v.3.1 and SimpleTreat v.4.0

The impact on the emissions is depicted in Table 40. An improvement of a few percentage points in the efficiency of the WWTP is leading to ca. 20 % reduction in surface water emissions, and less than 0.1 % reduction in overall emission (water+air).

**Table 40: Sensitivity analysis- effect of the WWTP efficiency**

Use	Tonnage	SimpleTreat v3.1		SimpleTreat v4.0	
		Low scenario (Emissions to water only) [tpa]	High scenario (Emissions to all compartments) [tpa]	Low scenario (Emissions to water only) [tpa]	High scenario (Emissions to all compartments) [tpa]
Leave-on cosmetics	17000	9 - 63	16407 - 16642	7 - 50	16399 - 16641
Pharmaceutical products and medical devices	350	8 - 15	276 - 306	6 - 11	273 - 305
Wash-off cosmetics	200	16 - 28	61 - 118	12 - 20	55 - 114
Detergents, household care and vehicle maintenance products	90	4 - 8	51 - 67	3 - 6	50 - 66
Dry cleaning	50	0 - 0	46 - 46	0 - 0	46 - 46
Cleaning of art and antiques	0.3	0 - 0	0 - 0	0 - 0	0 - 0
Formulations	-	0 - 1	5 - 8	0 - 1	5 - 8
Presence of impurities in silicone polymers	1612.5	31 - 59	602 - 710	26 - 50	597 - 707
Presence of impurities in silicone polymers used in cosmetics	637.5	7 - 14	568 - 595	6 - 12	567 - 595
<b>All uses (including silicone polymers)</b>	<b>19946.3</b>	<b>79 - 191</b>	<b>18019 - 18496</b>	<b>63 - 153</b>	<b>17994 - 18485</b>

In conclusion, the WWTP efficiency is a sensitive parameter for the calculation of the releases to surface water. On the other hand, the effect on the estimated overall releases (air+water) is negligible.

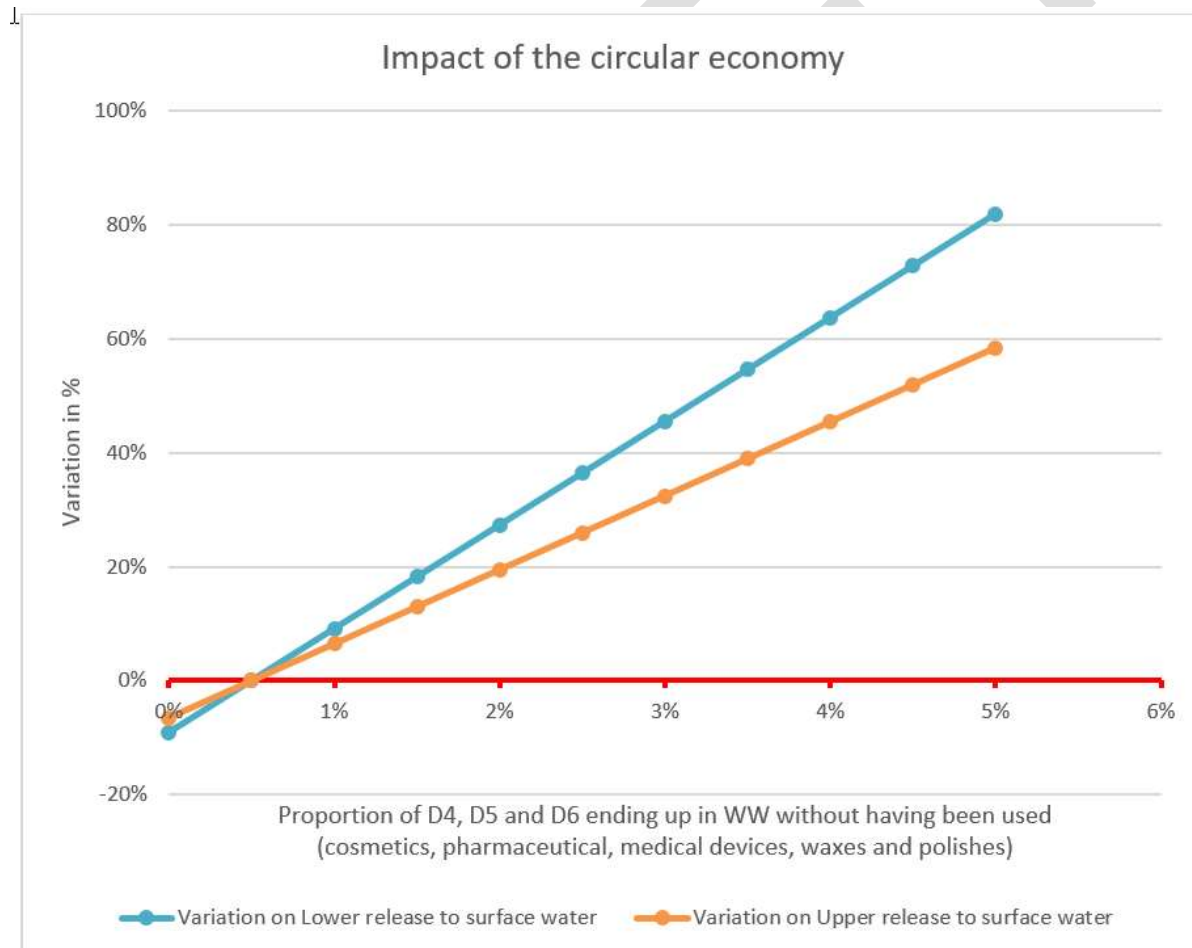
### D.1.3. Effect of the proportion of discarded packaging containing remaining D4, D5 and D6

As explained in section B.9.2.2, the Dossier Submitter has assumed that 5% of the use's tonnage would be discarded by the consumers, and that 10% of this discarded tonnage would be cleaned down the drain before disposal by the consumer, or recycled (which involves a washing pre-step of the packaging). This leads to the assumption that for certain type of uses (e.g. cosmetics, pharmaceuticals and medical devices, waxes and polishes) 0.5% of the tonnage of D4, D5 and D6 intended to be used would go down-the drain before having been used.

European society in general is more and more moving towards initiative to improve the circular economy. Therefore the impact of the recycling has been looked at in a simple sensitivity analysis.

The results are visible in the Figure 8 below.

**Figure 8: Sensitivity analysis – effect of the proportion going down the drain without being used**



In conclusion, the proportion of discarded packaging containing remaining D4, D5 and D6 is a sensitive parameter for the calculation of the releases to surface water for the relevant uses (cosmetics, pharmaceuticals, medical devices, waxes and polishes). On the other hand, the effect on the estimated overall releases (air+water) is negligible.

## **D.2. Socio-economic analysis: sensitivity analysis**

This section explores the sensitivity of key outcomes of the socio-economic analysis (such as the average annualised costs of a restriction and its cost-effectiveness) to potential variations in key input variables.

It should be noted that as this analysis concerns PBT/vPvB substances and it has not been possible to quantify the environmental impact, the Dossier Submitter was not able to quantify (or monetise) benefits of the restriction proposal. This sensitivity analysis thus does not attempt to identify 'switching values'<sup>5</sup> for the different assumptions it analyses.

### **D.2.1. Effect of different transitional periods**

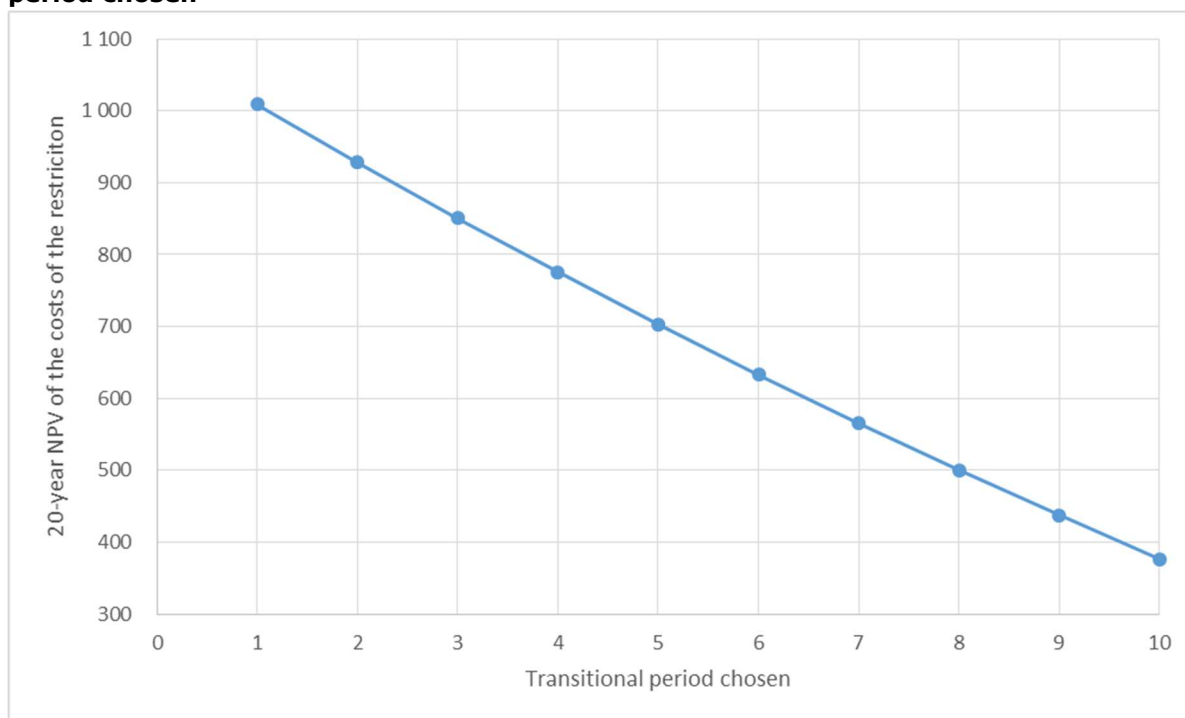
The socio-economic analysis assumes, in line with the UK Annex XV restriction report, that a degree of coordination is possible between the reformulations required to remove D4, D5 and D6 with those that would already have happened in the baseline. The longer the transitional period, the larger the share of the reformulations induced by the restriction that could be coordinated with reformulations that would have happened anyway. A longer transitional period would thus lead to lower costs.

For this analysis, the Dossier Submitter has considered all cosmetics, and taken the central/best estimate for all other assumptions. Figure 9 shows the sensitivity of the 20-year NPB of the costs of the restriction to the transitional period chosen. The relationship is not quite linear, but close.

---

<sup>5</sup> A 'switching value' is the value an assumption would have to take for a proposed intervention option to switch from a being recommended to not.

**Figure 9: Sensitivity of the 20-year NPV of the cost of the restriction to the transitional period chosen**



The NPV of the costs is just over €1 000 million if a transitional period of only 1 year is selected. For every year added to the transitional period, the average annualised cost of the restriction decreases by an average of €70 million, which is approximately 7% of the cost with a 1-year transitional period. Moving from a 1-year transitional period to a 10-year one lowers the costs of the restriction by 63% (to €375 million).

The effect on cost-effectiveness is less pronounced, as the shorter the transitional period, the more releases are prevented over the 20-year study period. The cost per kg of releases prevented decreases by approximately 3% with every year added to the transitional period. Moving from a 1-year transitional period to a 10-year one lowers the costs per kg of releases prevented by 29%. These numbers apply both to releases to water and releases to water + air.

It should be noted, however, that the estimates for transitional periods shorter than 5 years are based on the assumption that it is feasible to complete all the needed reformulations in that time as well. This may not be the case for the shortest possible review periods. For instance, for 2 years, evidence obtained in the consultation casts doubt on whether that would be possible to do at all, and if it is, whether the cost per reformulation would be the same (reformulating in only 2 years may require increasing resources to tackle reformulations in parallel, which would otherwise have been done consecutively). The estimates for the cost of reformulations with a shorter transitional period is therefore likely an underestimate, and it could be significantly higher. More details on the evidence received during consultation can be found in section 2.5.5 of the Background Document.



## **D.2.2. Effect of assuming voluntary substitution of D4, D5 and D6 by the cosmetics industry**

As explained in Section 4 of the Background Document, there are reasons to believe that there could be some voluntary move away from using D4, D5 and D6 in cosmetics even in the absence of a restriction. However, there is no data that would allow the Dossier Submitter to estimate for what proportion of formulations this could happen voluntarily, or what the timeline would be for those voluntary substitutions.

To understand how assuming a baseline with voluntary substitution could affect the costs of the restriction and its cost-effectiveness, the Dossier Submitter has modelled a maximalist scenario where a voluntary substitution occurs, to provide comparison.

The comparison is made with the best estimates scenario for a 5 year transitional period calculated in the Background Document, which used best estimates for the costs and the midpoint of the ranges for estimates of releases (heretofore called the 'Best-5' scenario). These assumptions are maintained in the scenario calculated for this section and the only change is in the baseline (which, in the Best-5 scenario, was assumed to be 'business as usual').

In the new scenario ('Full Voluntary Substitution' scenario):

- All products containing D4, D5 and D6 would be voluntarily withdrawn from the market;
- This withdrawal would take place throughout 10 years, starting from the date of Entry into Force of the restriction (assumed to be 2022);
- There is a 5 year transitional period;
- Best estimates for the costs and the midpoint of the ranges for estimates of releases are used; and
- The proportions of products that would be reformulated and withdrawn from the market are the same as assumed in Section 5.4.1.1.D of the Background Document.

The costs of the restriction under the Full Voluntary Substitution scenario (€18 million average annualised costs and €199 million 20-year NPV) are substantially lower than under the Best-5 scenario (€63 million average annualised costs and €703 million 20-year NPV). This is because under the Full Voluntary Substitution scenario, all costs of reformulation and additional costs of more expensive raw material would have been incurred anyway; the effect of the restriction is only to accelerate the process and have it be completed by 2027, rather than by 2032, as would have occurred under the baseline.

However, it is important to note that assuming voluntary withdrawal of D4, D5 and D6 in cosmetics also impacts how much of the releases prevention can be attributed to the restriction. This affects the cost-effectiveness estimates.

Under the baseline in the Full Voluntary Withdrawal scenario, all releases of D4, D5 and D6 would be stopped voluntarily, eventually. The impact of the restriction would be on the timing: releases would stop completely by 2027, rather than by 2032, as would have occurred under the baseline. This leads to fewer total releases over the 20-year study period:

- Total releases to water over the 20-year study period are estimated at 478 tonnes under the baseline, and 410 tonnes if a restriction is implemented.

## ANNEX TO BACKGROUND DOCUMENT TO RAC AND SEAC OPINIONS ON D4, D5 and D6

- Total releases to water + air over the 20-year study period are estimated at 175 000 tonnes under the baseline, and 150 000 tonnes if a restriction is implemented.

It is important to highlight that these releases have different time profiles under the baseline and in the case a restriction is implemented. However, the issue of explicitly discounting physical quantities (as opposed to doing so implicitly, as when monetised values based on physical quantities are discounted) is one that is not settled<sup>6</sup>. For the sake of transparency and consistency with previous restriction proposals, the Dossier Submitter has opted to present the undiscounted releases.

Measures of cost-effectiveness have been calculated for the Full Voluntary Withdrawal scenario. The cost per kg of releases to water prevented is €2 900, compared to €1 030 if no voluntary move away from the substance is assumed. For releases to water + air, the cost per kg of releases prevented is of €8, compared to €3 if no voluntary move away from the substance is assumed.

The Dossier Submitter therefore concludes that if industry were already moving away voluntarily from the substances, this would on balance make the restriction less cost-effective. The effect could be significant if this voluntary move away were very strong, as in the Full Voluntary Withdrawal scenario. However, this is a maximalist scenario, and unlikely to be realistic. The real scenario is expected to be somewhere between the Best-5 scenario and the Full Voluntary Withdrawal Scenario.

### **D.2.3. Effect of different prices of alternative raw materials**

The main estimates presented in the Background Document are based on two key assumptions regarding the prices of alternative raw material:

- a) For those formulations which are actually reformulated, the cost of the alternative raw material(s) used in place of D4, D5 and D6 is double the cost of D4, D5 and D6.
- b) In the case of the formulations that are withdrawn from the market, with consumers switching to already existing D4, D5 and D6-free products, there are no consequences on the profitability of those products (i.e. they can be produced at higher volumes without the unit cost of their raw material being affected).

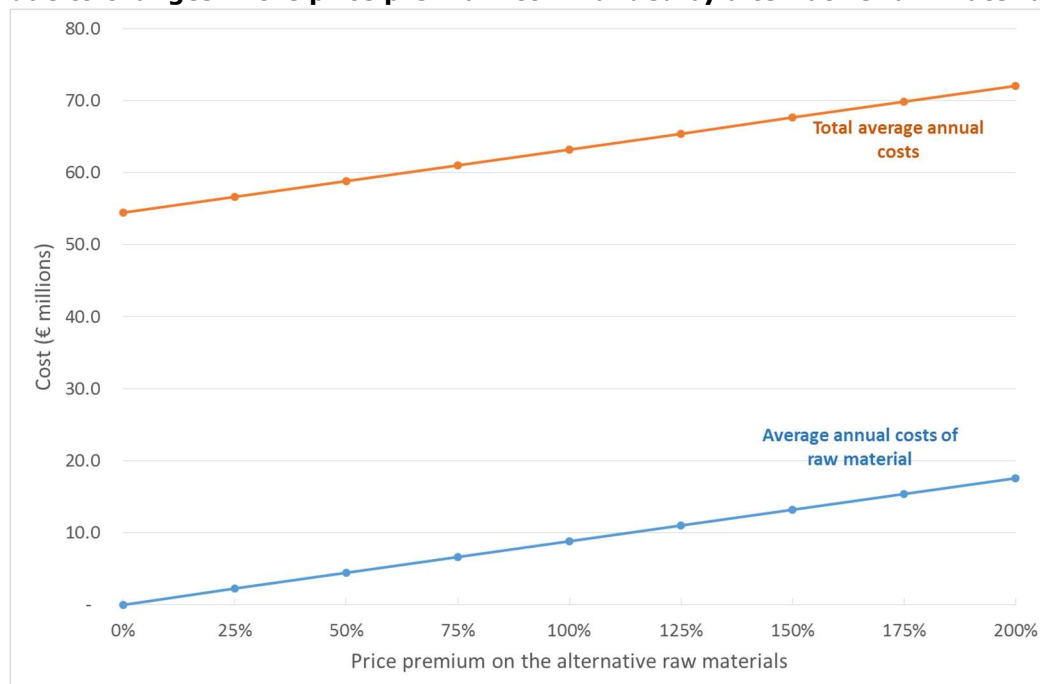
#### a) Effect of different prices of raw materials used in place of D4, D5 and D6

The relationship between the price premium commanded by the raw materials used in place of D4, D5 and D6 and total costs (both total additional costs of raw material and total costs of the restriction) is linear, as can be seen in Figure 10.

---

<sup>6</sup> There are arguments for and against discounting physical effects that occur at different moments in time. On one hand, it can be argued that for cost-effectiveness to be a meaningful measure of regulatory impact it should not be affected by the time when the impact occurs as otherwise regulatory rollout should always be postponed (the so-called Keeler-Cretin paradox). On the other hand, these impacts are meant to take place at each moment in time, thus discounting physical quantities may be misleadingly suggest smaller aggregate impacts than expected.

**Figure 10: Change in total additional cost of raw material and total costs of the restrictions due to changes in the price premium commanded by alternative raw materials**



However, because the additional costs of raw material are a small proportion of total costs (14% if a cost of double the current cost of D4, D5 and D6 is assumed), changes in the price premium result in moderate increases in the total estimated cost of the restriction. For instance, if instead of twice as expensive (100% price premium), it is assumed that the alternative raw materials are three times as expensive (200% price premium), the average additional annual cost of raw materials doubles (from €9 million to €18 million), but the average annual total cost of the restriction increases by only 14% (from €63 million to €72 million), and the measures of cost-effectiveness change by the same rate.

In conclusion, while there is much uncertainty regarding the potential cost of alternative raw materials that could replace D4, D5 and D6 in cosmetics, the total cost of the restriction (and its cost-effectiveness) are only moderately sensitive to even large changes in the price premium assumed.

#### b) Effect of variations in the price of raw materials used in D4, D5 and D6-free products

As explained in section 5.4.1.1.C of the Background Document, the evidence available suggests that only a minority of total formulations on the market contain D4, D5 and D6 (between 8% and 16%). Of those some will be replaced by reformulated alternatives, and the rest are assumed to switch to already-existing products that are D4, D5 and D6. It is therefore likely that any effect on the unit cost of the raw material used in those alternative products would be small.

The Dossier Submitter has modelled the effect of increases in the unit cost of the raw material used in alternative products by assuming those raw materials have the same unit price as D4, D5 and D6 (in the absence of any other information) and applying a price premium over that price to the tonnage of D4, D5 and D6 currently used and expected not to be reformulated (just over 80% of the total tonnage currently used).

Each 5% increase in the unit cost of the raw material used in alternative products is estimated to lead to an increase of 17% in the average annual additional cost of raw

materials. However, the effect on total costs of the restriction is much smaller: a 5% increase in unit cost of the raw material leads to a 2.5% increase in the total costs of the restriction. The effect is the same on the measures of cost-effectiveness.

In conclusion, if a switch of consumers to existing products that are D4, D5 and D6-free had an effect on the price of their raw materials, the effect on the estimated costs of the restriction and its cost-effectiveness are expected to be small.

#### **D.2.4. Effect of using different assumptions regarding what proportion of formulations containing D4, D5 and D6 would be reformulated**

As described in Section 5.4.1.1.D of the Background Document, in the best estimates presented, only a proportion of the formulations containing D4, D5 and D6 are assumed to actually be reformulated. It is assumed that if there are many D4, D5 and D6-free alternatives in a particular subcategory, companies (particularly large ones, which likely also own some of those alternative formulations) will choose to have their customers switch to other products in their lines rather than invest in reformulation.

The specific assumptions used were as follows:

- For subcategories where products containing D4, D5 and D6 represent less than 30% of the market, the alternatives are expected to take over their market share and very few of these products are expected to be reformulated (assumed 5%).
- For subcategories where products containing D4, D5 and D6 represent between 30% and 70% of all products, it is assumed that half of these products would be reformulated. The remaining 50% of products are expected to be discontinued.
- For subcategories where products containing D4, D5 and D6 represent over 70% of all products, it would be assumed that 95% of those products would be reformulated. However, no subcategories in the data show such high prevalence of products containing D4, D5 and D6.

The Dossier Submitter has considered how changes in these assumptions would affect the cost of the restriction and its cost-effectiveness. The different scenarios are compared to the best estimates scenario for a 5 year transitional period calculated in the Background Document, which used best estimates for the costs and the midpoint of the ranges for estimates of releases (heretofore called the 'Best-5' scenario).

Costs and measures of cost-effectiveness are directly proportional to what proportion of formulations with D4, D5 and D6 are assumed to be reformulated. If the proportion assumed in the Best-5 scenario (19%) is doubled, then so are costs (total costs of the restriction and costs per kg of releases or releases that would remain in the environment abated).

The most extreme scenario would be that all formulations containing D4, D5 and D6 would be reformulated. If that were the case, approximately 5 times more reformulations would be expected, and costs would be some 5 times higher as well (the NPV of total costs would be €3 700 million, compared to €703 million under the best estimate). Measures of cost-effectiveness would increase in the same proportion, with the annual cost per kg of releases prevented increasing to almost €5 500 if only releases to water were considered, and to €15 if releases to air and water were considered. If considering releases that would remain in the environment, abatement costs would be €550 per kg per annum.

In conclusion, the results of the analysis are quite sensitive to the assumptions made about how many formulations with D4, D5 and D6 are reformulated, which is a key area of uncertainty in the analysis.

### **D.2.5. Effect of assuming different proportions of formulations containing D4, D5 and D6 belong to large companies and SMEs**

The evidence considered by the Dossier Submitter indicates that reformulations performed by large companies are more expensive than those performed by SMEs. Cosmetics Europe has provided data regarding the number of formulations belonging to their members that contain D4, D5 and D6, which the Dossier Submitter has taken and further assumed that a) all of those belong to large companies, b) the remaining formulations on the market containing D4, D5 and D6 belong to SMEs. In the central estimate, this results in an assumption of 27% of reformulations being undertaken by large companies, at a higher cost.

If more reformulations than expected were to be undertaken by large companies (e.g. some non-members of Cosmetics Europe undertaken reformulations were to be large companies), this would raise the costs of the restriction. If, for instance, the proportion of reformulations done by large companies were to double (to 54% of the total), total costs of the restriction and cost/kg of releases abated would increase by about 60%.

If more reformulations than expected were to be undertaken by SMEs (e.g. some Cosmetics Europe members which the Dossier Submitter has assumed to be large companies are actually SMEs), this would lower the costs of the restriction. If, for instance, the proportion of reformulations done by large companies were to halve (to 13.5% of the total), total costs of the restriction and cost/kg of releases abated would decrease by about 30%.

In general, for every 10% increase in the proportion of reformulations assumed to be undertaken by large companies, total costs increase by 6%.

In conclusion, the results of the analysis are moderately sensitive to the assumptions chosen in this area.

### **D.2.6. Effect of assuming different costs per reformulation**

The Dossier Submitter has assumed costs per major reformulation of €365 000 for those undertaken by large companies and €42 000 for those done by SMEs. The cost of minor reformulations has further been assumed to be 10% of that of major ones.

Increases in the cost assumed per reformulations lead to total costs of the restriction increasing by almost the same percentage (since the total reformulation costs are such a large proportion of total costs). Each 10% increase in costs per reformulation leads to an 8.5% increase in total costs of the restriction and cost/kg of releases abated.

In conclusion, the results of the analysis are quite sensitive to the assumptions chosen in this area.

## Annex E: Stakeholder information

During the preparation of this Annex XV restriction proposal, the Dossier Submitter has maintained an open and interactive dialogue with relevant stakeholders: industry associations and companies at different level of the supply chains, but also consumer associations and Member States Competent Authorities (MSCA).

The consultation of the stakeholders has been made using various means such as written consultation via calls for evidence, market study, but also through targeted calls and emails on specific issues.

### E.1. ECHA calls for evidence

A first call for evidence to support the preparation of this Annex XV dossier was open on the ECHA website from 03/05/2017 to 03/08/2017. It was focusing on specific topics such as:

- Information to support the socio economic analysis of a potential restriction on leave-on cosmetics
- Identification of the uses of D4, D5 in consumer and professional products, and concentration of D4, D5 in these products
- Information on silicone polymers containing residual amount of D4, D5, and their use
- Emission rates from consumer and professional products containing D4, D5

After the European Commission requested ECHA to include D6 within the scope of their ongoing Annex XV report, a supplementary call for evidence was organised between 02/05/2018 and 18/06/2018. The purpose of this second call for evidence was to gather:

- Information on the uses of D6 in consumer and professional products
- Request some specific information in relation to the uses of D4 and D5

The background notes<sup>7</sup> for the calls for evidence give more details on the specific questions that were asked to the stakeholders.

In total, 18 comments were received during the first call for evidence, and 11 during the second one. As depicted in Table 41, comments were essentially submitted by industry associations representing all actors and relevant sectors in the supply chain: producer of D4, D5 and D6, downstream users, and consumer associations. MSCA and individual companies from various sectors including cosmetics, dry-cleaning, medical devices, painting and aerospace, provided information as well.

**Table 41: Replies received to the calls for evidence**

Stakeholder type	Call for evidence #1	Call for evidence #2
Industry association	9	5
Company	7	2
MSCA	2	2
NGO/Consumer association	0	1

<sup>7</sup> <https://echa.europa.eu/documents/10162/64df6d1b-de83-0f72-bcbb-e23fc509edd3>

and <https://echa.europa.eu/documents/10162/2c1909df-96db-0134-7c43-a9399a456099>

## ANNEX TO BACKGROUND DOCUMENT TO RAC AND SEAC OPINIONS ON D4, D5 and D6

Individual	0	1
------------	---	---

The comments provided during the calls for evidence have been considered by the Dossier Submitter. In some cases, some follow-up exchanges have been organised by email, phone or meeting in order to clarify some information.

### **E.2. Market study**

In parallel to the call for evidence, the Dossier Submitter has undertaken a market study that included:

- a 'mystery shopping' pilot exercise on French cosmetic web retailer
- a 'mystery shopping' exercise (COWI, 2018)
- a market research exercise where more than 100 stakeholders were contacted – essentially actors in the D4, D5 and D6 supply chains such as suppliers, formulators (own-brand and contract manufacturing organisations), retailers.

Additional information has also been obtained from several national consumer associations i.e. Que Choisir in France (Que Choisir, 2018), Forbrugerrådet Tænk in Denmark (Danish Consumer Council THINK Chemicals, 2018) and the Nordic Swan ecolabel (Nordic Swan Ecolabel, 2018). The Dossier Submitter had also acquired an extensive dataset of cosmetic products and their ingredients from CosmEthics (CosmEthics, 2018).

This market study has proven to be crucial in identifying new uses, and clarifying certain issues on alternatives for example. The information collected during the market study have been used in the preparation of this dossier.

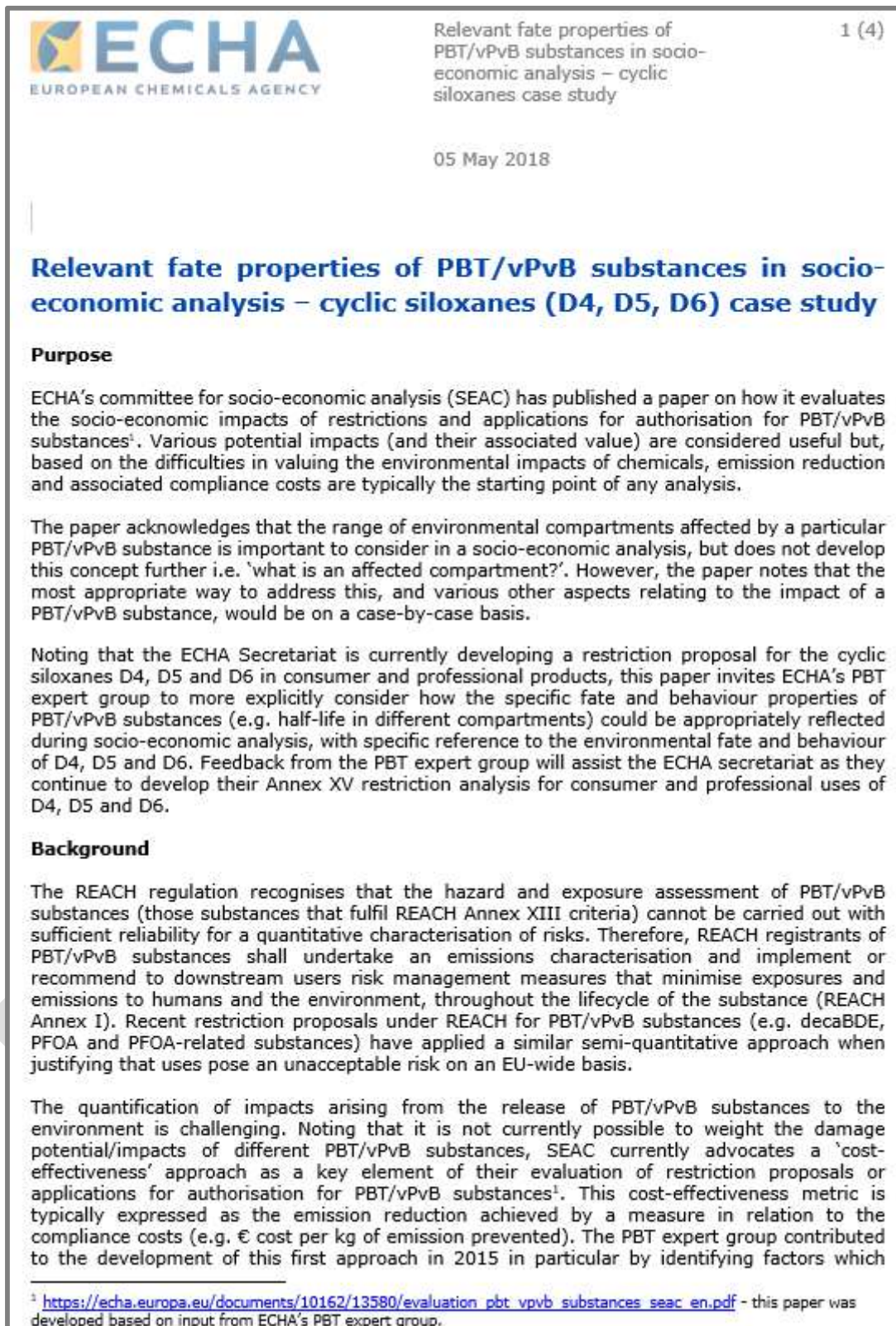
### **E.3. Consultation of Member State Competent Authorities**

Given the relative magnitude of releases to each of these environmental compartments, the choice of which releases to include in cost-effectiveness estimates would have a significant effect of the overall cost-effectiveness of any proposed restriction. Therefore the ECHA PBT expert group was consulted during the 18<sup>th</sup> PBT expert group meeting, and later by written procedure in May 2018 about their views on the type of releases to be considered (aquatic only vs atmospheric+aquatic) for the cost-effectiveness calculation of the D4, D5 and D6 restriction dossier preparation.

The outcome of the written consultation was presented during the plenary session of the 19<sup>th</sup> PBT expert group meeting. No clear consensus on the most appropriate releases to consider emerged from the discussions or the written consultation, but in general the experts considered that in case of PBT/vPvB substances 'no compartment should be excluded' *a priori*, and that an assessment could progress via a tiered approach, where necessary. Some experts indicated nevertheless that the SEA ought to take into account the lower persistence of D4, D5 and D6 in the atmospheric compartment. Some ideas were suggested that have been considered by the dossier submitter (e.g. stock modelling).

Figure 11 gives a snapshot of the support document that was used for this written consultation.

Figure 11: Support document used for the PBT expert group consultation (4 pages)



**ECHA**  
EUROPEAN CHEMICALS AGENCY

Relevant fate properties of PBT/vPvB substances in socio-economic analysis – cyclic siloxanes case study 1 (4)

05 May 2018

## Relevant fate properties of PBT/vPvB substances in socio-economic analysis – cyclic siloxanes (D4, D5, D6) case study

### Purpose

ECHA's committee for socio-economic analysis (SEAC) has published a paper on how it evaluates the socio-economic impacts of restrictions and applications for authorisation for PBT/vPvB substances<sup>1</sup>. Various potential impacts (and their associated value) are considered useful but, based on the difficulties in valuing the environmental impacts of chemicals, emission reduction and associated compliance costs are typically the starting point of any analysis.

The paper acknowledges that the range of environmental compartments affected by a particular PBT/vPvB substance is important to consider in a socio-economic analysis, but does not develop this concept further i.e. 'what is an affected compartment?'. However, the paper notes that the most appropriate way to address this, and various other aspects relating to the impact of a PBT/vPvB substance, would be on a case-by-case basis.

Noting that the ECHA Secretariat is currently developing a restriction proposal for the cyclic siloxanes D4, D5 and D6 in consumer and professional products, this paper invites ECHA's PBT expert group to more explicitly consider how the specific fate and behaviour properties of PBT/vPvB substances (e.g. half-life in different compartments) could be appropriately reflected during socio-economic analysis, with specific reference to the environmental fate and behaviour of D4, D5 and D6. Feedback from the PBT expert group will assist the ECHA secretariat as they continue to develop their Annex XV restriction analysis for consumer and professional uses of D4, D5 and D6.

### Background

The REACH regulation recognises that the hazard and exposure assessment of PBT/vPvB substances (those substances that fulfil REACH Annex XIII criteria) cannot be carried out with sufficient reliability for a quantitative characterisation of risks. Therefore, REACH registrants of PBT/vPvB substances shall undertake an emissions characterisation and implement or recommend to downstream users risk management measures that minimise exposures and emissions to humans and the environment, throughout the lifecycle of the substance (REACH Annex I). Recent restriction proposals under REACH for PBT/vPvB substances (e.g. decaBDE, PFOA and PFOA-related substances) have applied a similar semi-quantitative approach when justifying that uses pose an unacceptable risk on an EU-wide basis.

The quantification of impacts arising from the release of PBT/vPvB substances to the environment is challenging. Noting that it is not currently possible to weight the damage potential/impacts of different PBT/vPvB substances, SEAC currently advocates a 'cost-effectiveness' approach as a key element of their evaluation of restriction proposals or applications for authorisation for PBT/vPvB substances<sup>1</sup>. This cost-effectiveness metric is typically expressed as the emission reduction achieved by a measure in relation to the compliance costs (e.g. € cost per kg of emission prevented). The PBT expert group contributed to the development of this first approach in 2015 in particular by identifying factors which

<sup>1</sup> [https://echa.europa.eu/documents/10162/13580/evaluation\\_pbt\\_vpVB\\_substances\\_seac\\_en.pdf](https://echa.europa.eu/documents/10162/13580/evaluation_pbt_vpVB_substances_seac_en.pdf) - this paper was developed based on input from ECHA's PBT expert group.



05 May 2018

potentially could have influence on the socio-economic analysis (see Annex I of the approach).

Annex I of REACH does not differentiate between the environmental compartments that should be considered when undertaking an emission characterisation or minimising releases for a PBT/vPvB substance. Given the non-threshold nature of the hazard, an unacceptable risk is considered to arise in any compartment that a PBT/vPvB substance is released to. However, as discussed in the PBT expert group, and reflected in the current approach, PBT/vPvB substances may have significantly different fate and behaviour in different environmental compartments. This raises the possibility that releases to and exposure in certain environmental compartment(s) could be taken specifically into account in the socio-economic analysis when considering the proportionality of any measure. For example, it may be appropriate to exclude the releases to one or more environmental compartments from cost-effectiveness calculations if releases to those particular compartment are not associated with 'impacts/damage' *per se*.

For example, the UK's proposal for a restriction on the use of D4 and D5 in wash-off cosmetic products was underpinned with a cost-effectiveness analysis limited to releases to the aquatic compartment only.

#### **Cyclic volatile siloxanes as a case study**

As a follow-up to the restriction on the placing on the market of D4 and D5 in 'wash-off' cosmetic products proposed by the UK in 2015<sup>2</sup>, and adopted by the Commission in 2018, the ECHA Secretariat is currently considering the socio-economic implications of a restriction on the use of several cyclic siloxanes (D4, D5 and D6) in a range of additional consumer and professional products<sup>3</sup>, notably 'leave-on' cosmetic products (e.g. hair conditioners, make-up) and household cleaning products (e.g. autocare). As a result of their high volatility (D4>D5>D6), the majority of releases arising from these uses are expected to be directly to the atmospheric compartment, rather than to the aquatic compartment (see Annex).

The Secretariat is currently considering if the cost-effectiveness of any proposed restriction should be estimated based on the releases to the aquatic compartment in line with the original UK proposal or, alternatively, be underpinned by the releases to all environmental compartments, i.e. including releases to the atmospheric compartment. Given the relative magnitude of releases to each of these environmental compartments (see Annex) the choice of which releases to include in cost-effectiveness estimates will have a significant effect of the overall cost-effectiveness of any proposed restriction.

The ECHA Secretariat welcomes the view of the PBT Expert group on this issue and any advice or feedback that wishes to share with the ECHA secretariat.

#### **Options for discussion**

1. Estimate the cost-effectiveness of any proposed restriction on the use of D4/D5/D6 in consumer and professional products based on releases to all environmental compartments.
2. Underpinned by current information on the fate and behaviour of D4/D5/D6 in the atmospheric compartment, estimate cost-effectiveness based on releases to the aquatic compartment only (i.e. exclude releases to the atmosphere / soil).

<sup>2</sup> <https://echa.europa.eu/previous-consultations-on-restriction-proposals/-/substance-rev/9444/term>

<sup>3</sup> <https://echa.europa.eu/current-activities-on-restrictions>

ANNEX TO BACKGROUND DOCUMENT TO RAC AND SEAC OPINIONS ON  
D4, D5 and D6

05 May 2018

**Annex**

*Fate and behaviour of cyclic siloxanes in the atmospheric compartment*

REACH Registration dossiers (and the Background Document for the UK restriction proposal on D4/D5) conclude that releases of D4, D5 or D6 to the atmosphere are unlikely to result in significant deposition to surface media, despite their relatively long atmospheric half-lives. Based predominantly on modelling data the substances are currently understood to remain in the atmospheric compartment until they are degraded (behaving as 'flyers'). This conclusion has been challenged to a certain extent by a study that described deposition of D4, D5 and D6 via snow scavenging during the arctic-Antarctic winter and subsequent bioaccumulation in plants and animals (Sanchis et al., 2015).

Although RAC considered that, without additional evidence, the Sanchis et al. (2015) study was insufficient to prove that deposition was occurring, its opinion noted that on the basis of the large volumes of these substances released to the atmospheric compartment only low rates of deposition would be necessary to result in a concern. It should be noted that the available environmental monitoring data for D4, D5 and D6 in pristine aquatic environments in the EU do not report the presence of D4/D5/D6.

*Estimated releases of cyclic siloxanes to different environmental compartments during use*

The consolidated RAC and SEAC opinion on the proposed restriction on the use of D4 and D5 in 'wash-off' cosmetics products reviewed the available empirical studies on releases and considered upper and lower bound release factors to wastewater of between 54% and 93% for wash-off cosmetic products and between 0.1% and 2.6% for leave on products. **The remainder or releases will occur directly to air.** Additional releases to air also occur after release to wastewater during wastewater treatment. Although these estimates will be revised by the Secretariat based on updated tonnage information provided by industry they provide useful 'order of magnitude' information on the relative size of releases to wastewater and air from leave-on and wash-off cosmetics. As can be readily seen from Tables 1 and 2, the relative tonnage of D4 and D5 in leave on products is much greater than the tonnage in wash-off products. Although they are associated with lower releases to water, use in leave-on products will result in releases to air.

**Table 1. Emissions to wastewater estimated by RAC for direct uses of D5 in PCPs**

D5	EU tonnages/a	RAC scenario "lower boundary"		RAC scenario "upper boundary"	
		Release factor	Emission tonnages/a	Release factor	Emission tonnages/a
Direct use in wash-off PCPs	750	54%	405	93%	697.5
Direct use in leave-on PCPs	14250	0.1%	14.3	2.6%	370.5

**Table 2. Emission to wastewater estimated by RAC for direct uses of D4 in PCPs**

D4	EU tonnages/a	RAC scenario "lower boundary"		RAC scenario "upper boundary"	
		Release factor	Emission tonnages/a	Release factor	Emission tonnages/a
Direct use in wash-off PCPs	11	54%	6.1	93%	10.5
Direct use in leave-on PCPs	214	0.1%	0.2	2.6%	5.6

ANNEX TO BACKGROUND DOCUMENT TO RAC AND SEAC OPINIONS ON  
D4, D5 and D6

 <p><b>ECHA</b> EUROPEAN CHEMICALS AGENCY</p>	<p>Relevant fate properties of PBT/vPvB substances in socio- economic analysis – cyclic siloxanes case study</p>	<p>4 (4)</p>
<p>05 May 2018</p>		
<p><b>References</b></p>		
<p>Sanchís, J., Cabrerizo, A., Galbán-Malagón, C., Barceló, D., Farré, M. and Dachs, J., 2015. Unexpected occurrence of volatile dimethylsiloxanes in Antarctic soils, vegetation, phytoplankton, and krill. <i>Environmental science &amp; technology</i>, 49(7), pp.4415-4424.</p>		

DRAFT

## REFERENCES

- AMEC. (2013a). Socio-Economic Analysis for Cyclic Siloxanes, Annex – Case Study for Use in Joint Sealant in the construction industry, AMEC Environment & Infrastructure UK Limited, January 2013, Confidential Report.
- AMEC. (2013b). Socio-Economic Analysis for Cyclic Siloxanes, Annex – Case Study for Use of D5 in Dry Cleaning (Direct Use), AMEC Environment & Infrastructure UK Limited, January 2013, Confidential Report.
- AMEC. (2013h). *Alternatives confidential final report*. AMEC Environment and Infrastructure UK Ltd.
- AMEC. (2016). Amec Foster Wheeler Environment & Infrastructure UK Limited, March 2016, Socio-economic evaluation of the global silicones industry, available at <https://sehsc.americanchemistry.com/Socio-Economic-Evaluation-of-the-Global-Silicones-Industry-Europe.pdf>.
- AMEC. (2017). *AMEC Foster Wheeler Environment & Infrastructure UK Ltd, Memo B: Risk management evaluation for D4 and D5 cyclic siloxanes - Potential alternatives to D5*.
- Andriot et al. (2007). Andriot, M., Chao, S.H., Colas, A.R., Cray, S.E., DeBuyl, F., DeGroot, J.V., Dupont, A., Easton, T., Garaud, J.L., Gerlach, E. and Gubbels, F., 2017, Silicones in industrial applications. *Inorganic polymers*, pp.61-161.
- Burgess, I. F. (2016). Head lice: resistance and treatment options, *The Pharmaceutical Journal*, September 2016, Vol 297, No 7893. Retrieved from <https://www.pharmaceutical-journal.com/learning/learning-article/head-lice-resistance-and-treatment-options/20201639.article?firstPass=false>
- Camino et al. (2001). Camino, G., Lomakin, S.M. and Lazzari, M., 2001. Polydimethylsiloxane thermal degradation Part 1. Kinetic aspects. *Polymer*, 42(6), pp.2395-2402.
- Camino et al. (2002). Camino, G., Lomakin, S.M. and Lageard, M., 2002. Thermal polydimethylsiloxane degradation. Part 2. The degradation mechanisms. *Polymer*, 43(7), pp.2011-2015.
- CE. (2018a). Socio-economic contribution of the European Cosmetics Industry 2018, Cosmetics Europe, May 2018.
- CE. (2018b). Cosmetics Europe, Information on usage of D6, email, 9 October 2018.
- CE. (2018c). Cosmetics Europe, Consumer habits survey removal and disposal of leave on cosmetics products - Key Findings, 2018.
- CE. (2018d). Cosmetics Europe, D5 Temporal Analysis of Consumer Habits and Practices, Final Report, CREMEGLOBAL, 21 August 2018.
- CES. (2017a). CES-Silicones Europe input to ECHA's call for evidence related to a possible restriction of D4/D5 in leave-on cosmetic products and other consumer/professional products - Substance: octamethylcyclotetrasiloxane (D4).
- CES. (2017b). CES-Silicones Europe input to ECHA's call for evidence related to a possible restriction of D4/D5 in leave-on cosmetic products and other consumer/professional products - Substance: decamethylcyclotetrasiloxane (D5).

ANNEX TO BACKGROUND DOCUMENT TO RAC AND SEAC OPINIONS ON  
D4, D5 and D6

- CES. (2017c). CES-Silicones Europe replies to ECHA's questions related to a possible restriction of D4/D5, 22 December 2017.
- CES. (2018a). CES-Silicones Europe replies to ECHA's questions related to a possible restriction of D4/D5, 15 January 2018.
- CES. (2018b). CES-Silicones Europe replies to ECHA's questions related to a possible restriction of D4/D5, 14 May 2018.
- CES. (2018c). CES-Silicones Europe input to ECHA's call for evidence related to a possible restriction of D6 in leave-on cosmetic products and other consumer/professional products, May 2018.
- Combescot-Lang et al. (2015). Combescot-Lang, C., Vander Stichele, R.H., Toubate, B., Veirron, E. and Mumcuoglu, K.Y., 2015. Ex vivo effectiveness of French over-the-counter products against head lice (*Pediculus humanus capitis* De Geer, 1778). *Parasitology research*, 114(5), pp.1779-17. Retrieved from <https://link.springer.com/article/10.1007/s00436-015-4363-9>
- COSING. (n.d.). Cosmetics Ingredient Database, European Commission database for information on cosmetic substances and ingredients. Retrieved from <http://ec.europa.eu/growth/tools-databases/cosing/index.cfm?fuseaction=search.simple>
- CosmEthics. (2018). Confidential data extract [extracted on 28 September 2018]. Statistics retrieved from the mobile application database CosmEthics owned by CosmEthics Oy <http://cosmethics.com/>.
- COWI. (2018). COWI Survey of D4, D5 and D6 in cosmetic products, mystery shopping made to retailer stores in France (1 retailer), Denmark (2 different retailers) and Lithuania (3 different retailers) during February and March 2018, 1 556 products investigated.
- Danish Consumer Council THINK Chemicals. (2018). Confidential data extract [extracted on August 2018]. Statistics retrieved from Danish Consumer Council THINK Chemicals database owned by the Danish consumers association Forbrugerrådet Tænk <https://kemi.taenk.dk/english>.
- Dudzina et al. (2014). Dudzina, T., von Goetz, N., Bogdal, C., Biesterbos, J.W. and Hungerbühler, K., 2014. Concentrations of cyclic volatile methylsiloxanes in European cosmetics and personal care products: Prerequisite for human and environmental exposure assessment. *Environm.*
- EC. (2008). Impact assessment report on simplification of the "Cosmetics Directive" – Directive 76/768/EEC. Available at: <http://eur-lex.europa.eu/LexUriServ/LexUriServ.do?uri=SEC:2008:0117:FIN:EN:PDF>.
- EC. (2009). EC (2009): Guidance on VOC substitution and Reduction for Activities Covered by the VOC Solvents Emissions Directive (Directive 1999/13/EC). Guidance 11: Dry cleaning.
- EC. (2009). Guidance on VOC substitution and Reduction for Activities Covered by the VOC Solvents Emissions Directive (Directive 1999/13/EC). Guidance 11: Dry cleaning. Available at: [https://circabc.europa.eu/sd/a/9df91ca5-21dd-4641-a14d-ddc30e67fb8b/11\\_Guidance\\_Dry](https://circabc.europa.eu/sd/a/9df91ca5-21dd-4641-a14d-ddc30e67fb8b/11_Guidance_Dry).
- ECHA. (2012). Guidance on information requirements and chemical safety assessment -

ANNEX TO BACKGROUND DOCUMENT TO RAC AND SEAC OPINIONS ON  
D4, D5 and D6

Chapter R.18: Exposure scenario building and environmental release estimation for the waste life stage, October 2012, Version: 2.1.

- ECHA. (2015). Guidance on information requirements and chemical safety assessment. Chapter R.12: Use description. (*Version 3.0*). Retrieved from [https://echa.europa.eu/documents/10162/13632/information\\_requirements\\_r12\\_en.pdf](https://echa.europa.eu/documents/10162/13632/information_requirements_r12_en.pdf)
- ECHA. (2016). Guidance on information requirements and Chemical Safety Assessment - Chapter R.16: Environmental exposure assessment. Version 3.0. February 2016.
- ECHA. (2016). RAC and SEAC opinion on an Annex XV dossier proposing restriction on D4, D5. Compiled version prepared by ECHA secretariat of RAC's opinion (adopted 10 March 2016) and SEAC's opinion (adopted 9 June 2016).
- ECHA. (2018a). <https://www.echa.europa.eu/candidate-list-table>.
- ECHA. (2018b). REACH Registration dossiers for D4-D6. Retrieved from <https://echa.europa.eu/registration-dossier/-/registered-dossier/15289/5/2/2>; <https://echa.europa.eu/registration-dossier/-/registered-dossier/14807/5/2/2>; <https://echa.europa.eu/registration-dossier/-/registered-dossier/15811/5/2/2>
- ECHA MSC. (2018a). Support document for identification of octamethylcyclotetrasiloxane (D4) as a substance of very high concern because of its PBT and vPvB properties, Adopted on 13 June 2018. Retrieved from <https://echa.europa.eu/documents/10162/115f70a9-a387-1525-d49f-b715e84996e4>
- ECHA MSC. (2018b). Support document for identification of decamethylcyclopentasiloxane (D5) as a substance of very high concern because of its PBT and vPvB properties, Adopted on 13 June 2018. Retrieved from <https://echa.europa.eu/documents/10162/ddd97c9a-fe79-6f50-ff1a-c1d4bf305aab>
- ECHA MSC. (2018c). Support document for identification of dodecamethylcyclohexasiloxane (D6) as a substance of very high concern because of its PBT and vPvB properties, Adopted on 13 June 2018. Retrieved from <https://echa.europa.eu/documents/10162/a9682f4b-fc3e-cd99-3db9-b0f9f383c3c5>
- ECHA MSC. (2018d). Agreement of the Member State Committee on the identification of Octamethylcyclotetrasiloxane (D4) as a substance of very high concern according to Article 57 and 59 of Regulation (EC) 1907/2006. Adopted on 13 June 2018. Retrieved from <https://echa.europa.eu/documents/10162/680ea46d-b626-1606-814e-62f843fe2750>
- ECHA MSC. (2018e). Agreement of the Member State Committee on the identification of Decamethylcyclopentasiloxane (D5) as a substance of very high concern according to Article 57 and 59 of Regulation (EC) 1907/2006. Adopted on 13 June 2018. Retrieved from <https://echa.europa.eu/documents/10162/1b116de3-d5f9-40a2-d681-2e00d3953a7b>
- ECHA MSC. (2018f). Agreement of the Member State Committee on the identification of Dodecamethylcyclohexasiloxane (D6) as a substance of very high concern according to Article 57 and 59 of Regulation (EC) 1907/2006. Adopted on 13 June

ANNEX TO BACKGROUND DOCUMENT TO RAC AND SEAC OPINIONS ON  
D4, D5 and D6

2018. Retrieved from <https://echa.europa.eu/documents/10162/81c323a0-f0ce-8375-5091-b08d44f35553>

Entretien textile. (2014). Pressing & Laverie, Investir dans une machine aquanettoyante, available at [http://www.entretien-textile.fr/Dossiers/ET-253\\_Aquanettoyage.pdf](http://www.entretien-textile.fr/Dossiers/ET-253_Aquanettoyage.pdf).

Entretien textile. (2018). Nettoyage à sec : Substitution du perchlo dans les pressings : où en est-on ?, Entretien textile, 10 July 2018, available at <http://www.entretien-textile.fr/actualite/nettoyage-a-sec-substitution-du-perchlo-dans-les-pressings+-ou-en-est-on+>.

EU. (2017). REGULATION (EU) 2017/745 OF THE EUROPEAN PARLIAMENT AND OF THE COUNCIL of 5 April 2017 on medical devices.

European Commission. (2017). Ninth Report on the implementation status and the programmes for implementation of Council Directive 91/271/EEC concerning urban waste water treatment. COM(2017) 749 final. Retrieved from <https://eur-lex.europa.eu/legal-content/EN/TXT/PDF/?uri=CELEX:52017DC0749&from=EN>

Forbrugerrådet Tænk. (2018). Confidential data extract [extracted on XXXX]. Statistics retrieved from XXXXXX database XXXXX owned by the Danish consumers association Forbrugerrådet Tænk XXXWEBSITE.

Gold et al. (2014). Gold, M.H., Berman, B., Clementoni, M.T., Gauglitz, G.G., Nahai, F. and Murcia, C., 2014. Updated international clinical recommendations on scar management: part 1—evaluating the evidence. *Dermatologic Surgery*, 40(8), pp.817-824.

Gruber James V. (1999). Principles of Polymer Science and Technology in Cosmetics and Personal Care. *Cosmetic Science and Technology*, 22. Amerchol Corporation, Edison, New Jersey.

Heukelbach et al. (2008). Jorg Heukelbach, Daniel Pilger, Fabíola A Oliveira, Adak Khakban, Liana Ariza and Hermann Feldmeier, A highly efficacious pediculicide based on dimeticone: Randomized observer blinded comparative trial, *BMC Infectious Diseases* 2008:115. Retrieved from <https://bmcinfectdis.biomedcentral.com/articles/10.1186/1471-2334-8-115>

Hollander et al. (2016). Hollander, A., Schoorl, M., van de Meent, D., SimpleBox 4.0: Improving the model while keeping it simple, *Chemosphere*, 148: 99-107.

Johnson et al. (2011). Safety assessment of cyclomethicone, cyclotetrasiloxane, cyclopentasiloxane, cyclohexasiloxane, and cycloheptasiloxane. Available at <https://journals.sagepub.com/doi/pdf/10.1177/1091581811428184>. *International journal of toxicology*, 30(6\_suppl), 149S-227S.

Johnson, W. (2009). Amended Final Report of the Safety Assessment of Cyclomethicone, Cyclotetrasiloxane, Cyclopentasiloxane, Cyclohexasiloxane, and Cycloheptasiloxane, 8 December 2009, Expert Panel of the Cosmetic Ingredient Review.

Kanninen. (2007). Kanninen, B.J. ed., 2007. Valuing environmental amenities using stated choice studies: a common sense approach to theory and practice (Vol. 8). Springer Science & Business Media.

Mackay, D. (2001). *Multimedia Environmental Models: The Fugacity Approach - Second Edition*, Lewis Publishers, Boca Raton, pp.1-261.

ANNEX TO BACKGROUND DOCUMENT TO RAC AND SEAC OPINIONS ON  
D4, D5 and D6

- Mackay, et al. (2015). Donald Mackay, Frank Gobas, Keith Solomon, Matthew Macleod, Michael McLachlan, David E. Powell, and Shihe Xu., 2015. Comment on "Unexpected occurrence of volatile dimethylsiloxanes in Antarctic soils, vegetation, phytoplankton, and krill". *Environmental science & technology*, 49(12), pp.7507-7509.
- Monstrey et al. (2014). Monstrey, S., Middelkoop, E., Vranckx, J.J., Bassetto, F., Ziegler, U.E., Meaume, S. and Téot, L., 2014. Updated scar management practical guidelines: non-invasive and invasive measures. *Journal of Plastic, Reconstructive & Aesthetic Surgery*, 67(8), pp.10. Retrieved from <https://www.sciencedirect.com/science/article/pii/S1748681514001739>
- Montemayor et al. (2013). Montemayor, B.P., Price, B.B. and van Egmond. Accounting for intended use application in characterizing the contributions of cyclopentasiloxane (D5) to aquatic loadings following personal care product use: Antiperspirants, skin care products and hair care. *Chemosphere*, 93(5), pp.735-740.
- Nordic Swan Ecolabel. (2018). Data extract [extracted on 20 June 2018]. Statistics retrieved from Nordic Swan Ecolabel website - <https://www.nordic-ecolabel.org/>.
- North, A. (2017). Coming Clean, blog available at <https://www.penn.museum/sites/artifactlab/tag/richard-wolbers/>.
- Que Choisir. (2018). Confidential data extract [extracted on 21 June 2018]. Statistics retrieved from the mobile application database QuelCosmetic owned by the French consumers association Que Choisir <https://www.quechoisir.org/application-mobile-quelcosmetic-n52804/>.
- REACH. (2018). R 2018/35, ANNEX XVII TO REACH – Conditions of restriction - Entry 70. Retrieved from <https://echa.europa.eu/documents/10162/50e79685-efaf-ac9a-4acb-d8be3f0e9ddc>
- RIVM. (2015). RIVM, SimpleTREAT v4.0, assessment tool for the fate of substances in waste water treatment plants. Available at <https://www.rivm.nl/en/soil-and-water/simpletreat/simpletreat-4-0-download-form>.
- Sanchis, et al. (2015a). Sanchis, J., Cabrerizo, A., Galbán-Malagón, C., Barceló, D., Farré, M. and Dachs, J., 2015. Unexpected occurrence of volatile dimethylsiloxanes in Antarctic soils, vegetation, phytoplankton, and krill. *Environmental science & technology*, 49(7), pp.4415-44.
- Sanchis, et al. (2015b). Sanchis, J., Cabrerizo, A., Galbán-Malagón, C., Barceló, D., Farré, M. and Dachs, J., 2015. Response to Comments on "Unexpected Occurrence of Volatile Dimethylsiloxanes in Antarctic Soils, Vegetation, Phytoplankton and Krill". *Environmental science & technology*, 49(12), pp.7510-7512.
- SCCS. (2005). Scientific Committee on Consumer Safety, Opinion on Octamethylcyclotetrasiloxane (D4), 13 December 2005, SCCS/0893/05, available at [https://ec.europa.eu/health/ph\\_risk/committees/04\\_sccp/docs/sccp\\_o\\_035.pdf](https://ec.europa.eu/health/ph_risk/committees/04_sccp/docs/sccp_o_035.pdf).
- SCCS. (2010). Scientific Committee on Consumer Safety, Opinion on Cyclomethicone: Octamethylcyclotetrasiloxane (Cyclotetrasiloxane, D4) and Decamethylcyclopentasiloxane (Cyclopentasiloxane, D5), 22 June 2010, SCCS/1241/10, available at <https://www.cyclosiloxanes.org/up>.



ANNEX TO BACKGROUND DOCUMENT TO RAC AND SEAC OPINIONS ON  
D4, D5 and D6

- Silicons Europe. (2018). Silicons Europe, 2018, Silicone Industry Key Figures - Europe.
- TURI. (2012a). Assessment of Alternatives to Perchloroethylene for the Dry Cleaning Industry, M&P report 27, available at [https://www.turi.org/TURI\\_Publications/TURI\\_Methods\\_Policy\\_Reports/Assessment\\_of\\_Alternatives\\_to\\_Perchloroethylene\\_for\\_the\\_Dry\\_Cleaning\\_Industry.\\_2012](https://www.turi.org/TURI_Publications/TURI_Methods_Policy_Reports/Assessment_of_Alternatives_to_Perchloroethylene_for_the_Dry_Cleaning_Industry._2012).
- TURI. (2012b). Fact Sheet - Alternatives to Perchloroethylene Used in Professional Garment Care, available at [https://www.turi.org/TURI\\_Publications/TURI\\_Methods\\_Policy\\_Reports/Assessment\\_of\\_Alternatives\\_to\\_Perchloroethylene\\_for\\_the\\_Dry\\_Cleaning\\_Industry.\\_2012](https://www.turi.org/TURI_Publications/TURI_Methods_Policy_Reports/Assessment_of_Alternatives_to_Perchloroethylene_for_the_Dry_Cleaning_Industry._2012).
- UK. (2009a). UK Environment Agency, Environmental Risk Assessment Report: Octamethyltretasiloxane, April 2009.
- UK. (2009b). UK Environment Agency, Environmental Risk Assessment Report: Decamethylpentasiloxane, April 2009.
- UK. (2009c). UK Environment Agency, Environmental Risk Assessment Report: Dodecamethylhexasiloxane, April 2009.
- UK. (2015). Adopted opinions on restriction proposals on D4, D5 in wash-off cosmetic products, available at Source to use: <http://echa.europa.eu/previous-consultations-on-restriction-proposals/-/substance-rev/9444/term>.
- Utter, J. (2018). The london gels in conservation conference: "Conservation of murals by Eugene Delacroix at Saint Sulpice, Paris", Conference March 21 2018.
- Warner, et al. (2015). Warner, N.A., Krogseth, I.S. and Whelan, M.J., 2015. Comment on "Unexpected occurrence of volatile dimethylsiloxanes in Antarctic soils, vegetation, phytoplankton, and krill". *Environmental science & technology*, 49(12), pp.7504-7506.
- Woodruff, J. (2018, September). Safety Meets Spreadability. *SPC soap, perfumery & cosmetics*, pp. 44-46.